

* *Worksheet for computer material for first grade...*

* *Introduction to computer , the computer ...*

* *Name : Date :*

* *How to use a computer ?*

This student likes to learn the computer and know what he can do about it . Can you help him with the questions he will ask at the bottom ?



Yes

No

1 _ Can I write messages on my computer ?

2 _ Does the computer replace the refrigerator ?

3 _ Can I draw on my computer ?

4 _ Can I play on the computer ?

5 _ Can I be bathed by computer ?

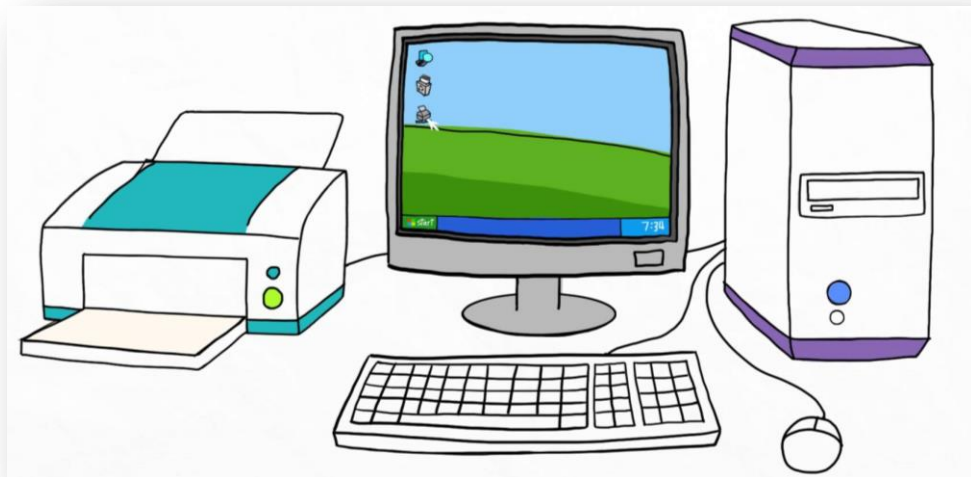
6 _ Can I hear music on my computer ?

* *Worksheet for computer material for first grade...*

* *Introduction to computer , computer parts ...*

* *Name : Date :*

The computer we see in this painting consists of five parts with the following names : Can you help me connect the name and the drawing that it represents



*Computer
case*

Monitor

printer

Mouse

keyboard

* *Worksheet for computer material for first grade...*

* *Introduction to computer , computer parts ...*

* *Name : Date :*

* *Connect the computer components to suit them then color the name ...*

Screen



Mouse



Computer case



Keyboard



Printer



* *Worksheet for computer material for first grade...*

* *Introduction to computer , computer parts ...*

* *Name :*

* *Date :*

* *Learn about computer parts ...*



Goog luck

* *Worksheet for computer material for first grade...*

* *introduction to computer , computer parts ...*

* *Name :*

* *Date :*



* *Connect similar devices ...*



*



*



*



*



*



*



*



*




* *Worksheet for computer material for first grade...*

* *Introduction to computer , dealing with the computer ...*

* *Name :*

* *Date :*

* *Color green circle next to the correct position, and red circle next to the wrong situation ...*

- * *Worksheet for computer material for first grade...*
- * *Introduction to computer , dealing with the computer ...*
- * *Safety and safety precautions ...*



The wires should be arranged



Make the lights suitable



Keep drinks away from computer



Take regular breaks



- * *Worksheet for computer material for first grade...*
- * *Introduction to computer , dealing with the computer ...*
- * *The correct session in front of the computer ...*




Make your back moderate



Put your hands at the keyboard level



Make the screen at the level of view



* *Worksheet for computer material for first grade...*

* *Introduction to computer ...*

* *Name : * Date :*

* *Color box devices and tools that perform calculations ...*

 <input data-bbox="188 1240 261 1317" type="checkbox"/>	 <input data-bbox="603 1240 676 1317" type="checkbox"/>	 <input data-bbox="1034 1240 1107 1317" type="checkbox"/>
 <input data-bbox="188 1778 261 1854" type="checkbox"/>	 <input data-bbox="596 1778 670 1854" type="checkbox"/>	 <input data-bbox="1034 1778 1107 1854" type="checkbox"/>

* *Worksheet for computer material for first grade...*

* *Introduction to computer ...*

* *Name :..... * Date :*

* *Color your computer with your beautiful colors ...*



* *Worksheet for computer material for first grade...*

* *Introduction to computer , computer parts ...*

* *Name :..... * Date :*

* *Color in your beautiful colors what you see in the picture ...*



* *Worksheet for computer material for first grade...*

* *Introduction to computer , computer parts ...*

* *Name :..... * Date :*

* *Color in your beautiful colors what you see in the picture ...*




* *Worksheet for computer material for first grade...*

* *Windows , mouse ...*

* *Name :..... * Date :*

* *Color in your beautiful colors what you see in the picture ...*




* *Worksheet for computer material for first grade...*

* *Introduction to computer , computer parts ...*

* *Name :..... * Date :*

* *Color in your beautiful colors what you see in the picture ...*




* *Worksheet for computer material for first grade...*

* *Introduction to computer , computer parts ...*

* *Name :..... * Date :*

* *Color in your beautiful colors what you see in the picture ...*



* *Worksheet for computer material for first grade...*

* *Introduction to computer ...*

* *Name :..... * Date :*

* *Draw a line between the words and the appropriate picture ...*


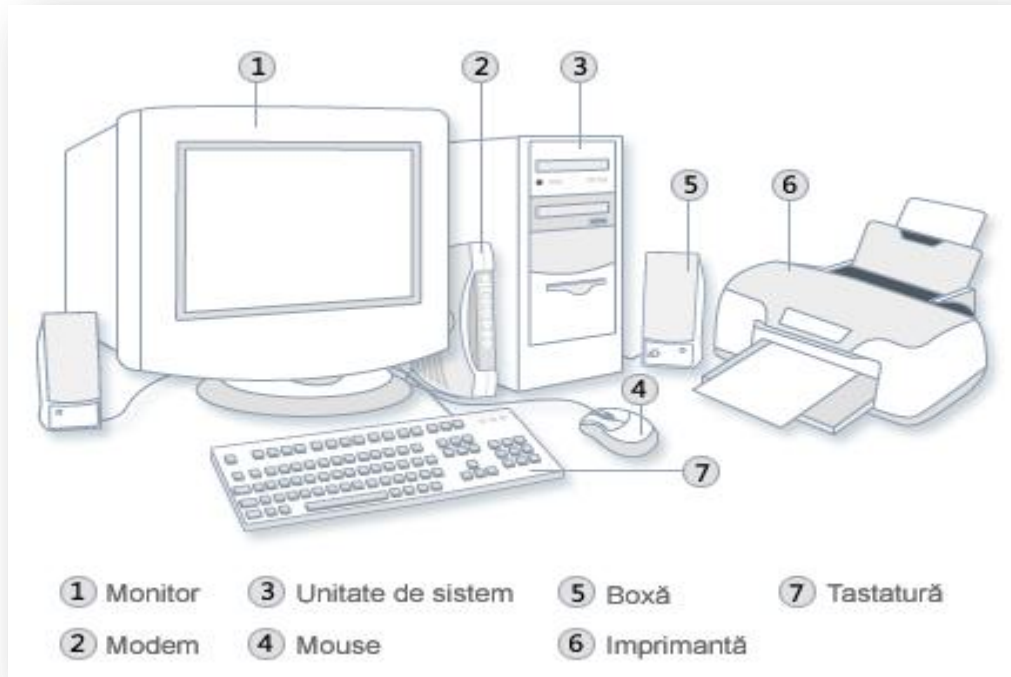


* *Worksheet for computer material for first grade...*

* *Introduction to computer , computer parts ...*

* *Name :..... * Date :*

* *Color the computer and its components and then read what you see from the words ...*



* *Worksheet for computer material for first grade...*

* *Introduction to computer ...*

* *Name :..... * Date :*

* *Color of computer related tools only ...*



* *Worksheet for computer material for first grade...*

* *Microsoft paint , open paint program ...*

* *Name :..... * Date :*

* *Number of steps to open the Paint program ...*



Accessories



Paint



*Office
Button*



*All
Programs*




* *Worksheet for computer material for first grade...*

* *Introduction to computer , computer parts ...*

* *Name :..... * Date :*

* *Color your computer ...*

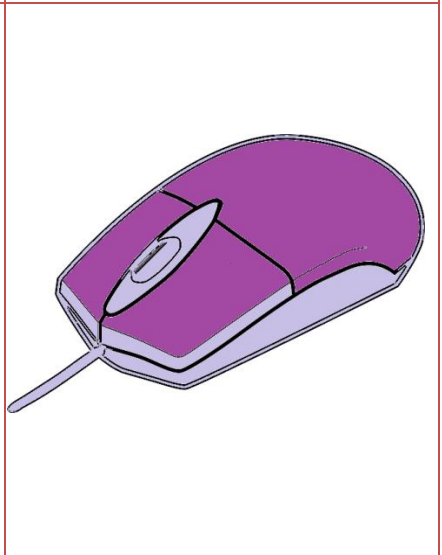

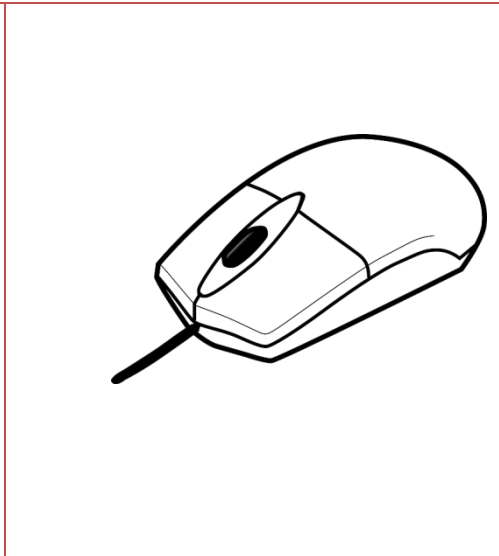



* *Worksheet for computer material for first grade...*

* *Introduction to computer , the computer ...*

* *Name :..... * Date :*

* *Cut the pictures and re-paste them with similar images ...*



* *Worksheet for computer material for first grade...*

* *Introduction to computer , computer parts ...*

* *Name :..... * Date :*

* *Connect the image with the appropriate name ...*



Earphones




Case
Computer



printer



Monitor



Key
board







mouse

* *Worksheet for computer material for first grade...*

* *Introduction to computer , dealing with the computer ...*

* *Name :..... * Date :*

* *The color of the correct behavior in **green** and the wrong behavior in **red**...*



* *Worksheet for computer material for first grade...*

* *Windows , icons ...*

* *Name :..... * Date :*

* *Circle the programs (software)...*



* *Worksheet for computer material for first grade...*

* *Windows ...*

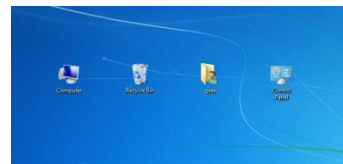
* *Name :..... * Date :*

* *Connect the image with the appropriate name ...*

Desktop Icons



start



Taskbar



Desktop



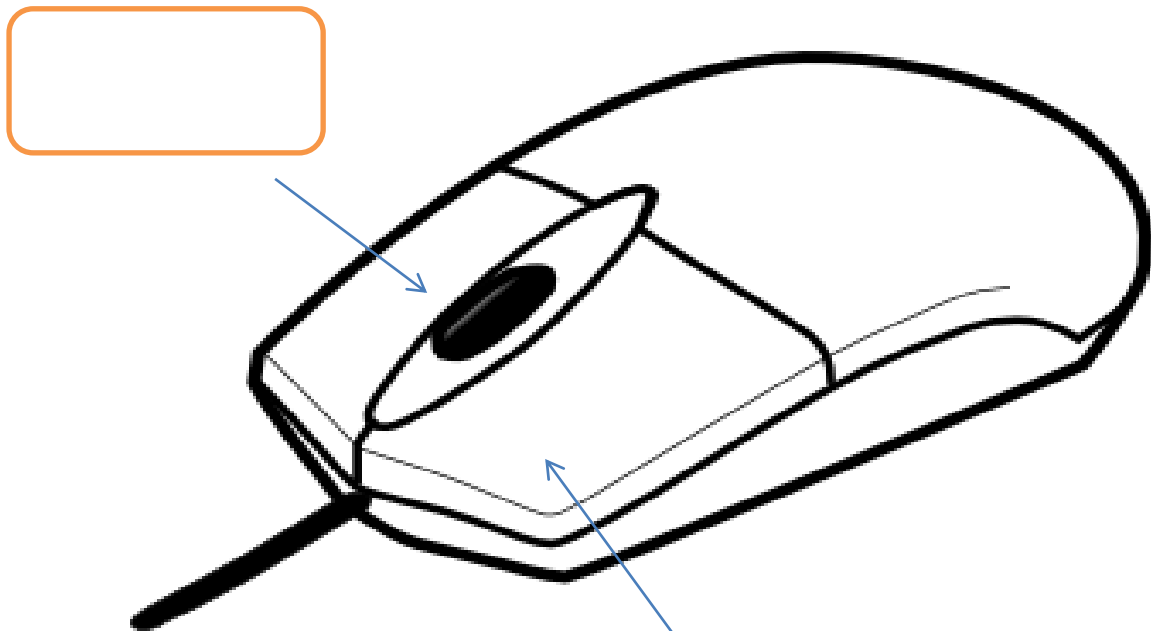
* *Worksheet for computer material for first grade...*

* *Windows , mouse ...*

* *Name :..... * Date :*

* *Choose the correct answer and type it then color ...*

Right button - left button



Mouse

* *Worksheet for computer material for first grade...*

* *Introduction to computer , hardware and software ...*

* *Name :..... * Date :*

* *Connect the hard drive and place it on the Case Computer ...*



* *Worksheet for computer material for first grade...*

* *Introduction to computer ...*

* *Name :*

* *Date :*



* *Connect the similarities of computers ...*



* *Worksheet for computer material for first grade...*

* *Introduction to computer , computer parts ...*

* *Name :..... * Date :*

* *Draw a circle around computer components ...*



* *Worksheet for computer material for first grade...*

* *Introduction to computer ...*

* *Name :.....*

* *Date :*


* *Write a **screen** word ...*



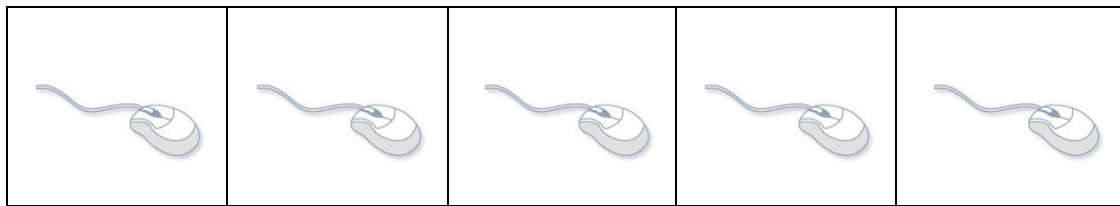
* *Worksheet for computer material for first grade...*

* *Introduction to computer ...*

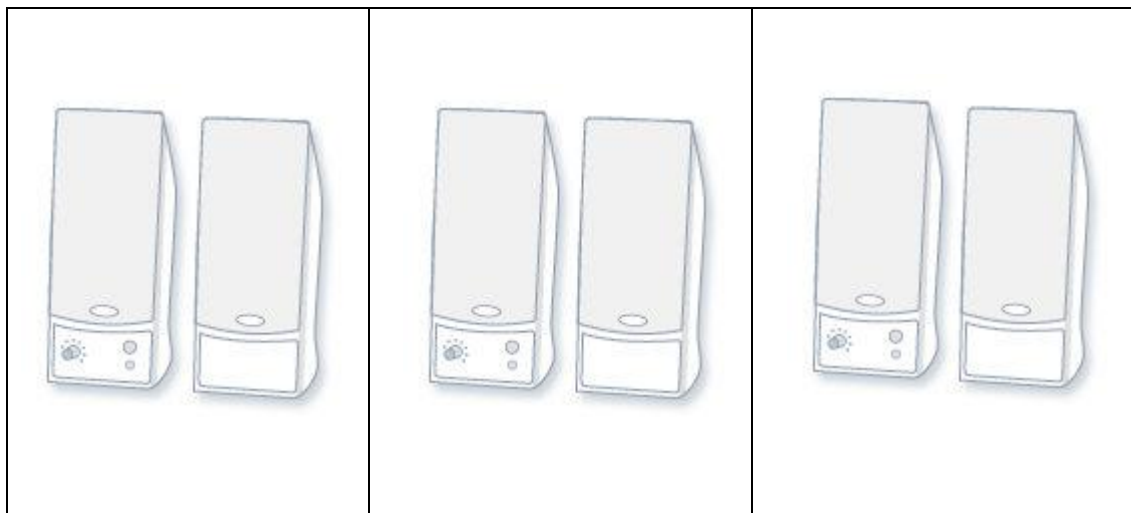
* *Name :..... * Date :*



* *Circle around the correct number ...*



6	3	5	4
---	---	---	---





2	4	3
---	---	---

* *Worksheet for computer material for first grade...*

* *Introduction to computer , computer parts ...*

* *Name :..... * Date :*

* *Connect the image of the computer and the tools to follow it ...*



* *Worksheet for computer material for first grade...*

* *Introduction to computer ...*

* *Name :*

* *Date :*



* *Connect the computer tool and the appropriate shade ...*



* *Worksheet for computer material for first grade...*

* *Introduction to computer , computer parts ...*

* *Name :..... * Date :*

* *Write the **keyboard** word ...*



.....



* *Worksheet for computer material for first grade...*

* *Windows , mouse ...*

* *Name :.....*

* *Date :*

Write the word **mouse ...*



* *Worksheet for computer material for first grade...*

* *Introduction to computer , computer parts ...*

* *Name :..... * Date :*

* *Write the word Case Computer ...*





* *Worksheet for computer material for first grade...*

* *Introduction to computer , computer parts ...*

* *Name :..... * Date :*

* *Write a word for a **printer** ...*




* *Worksheet for computer material for first grade...*

* *Introduction to computer , computer parts ...*

* *Name :..... * Date :*

* *Write the word **headphones** ...*



* *Worksheet for computer material for first grade...*


* *Introduction to computer ...*

* *Name :*

* *Date :*



Can you help me to find out what I can do with the printer...!!!



No

Yes

Printer to print what we write on the computer ...???



The printer we use to print on it ??

The printer prints as we order it and does not act alone ?

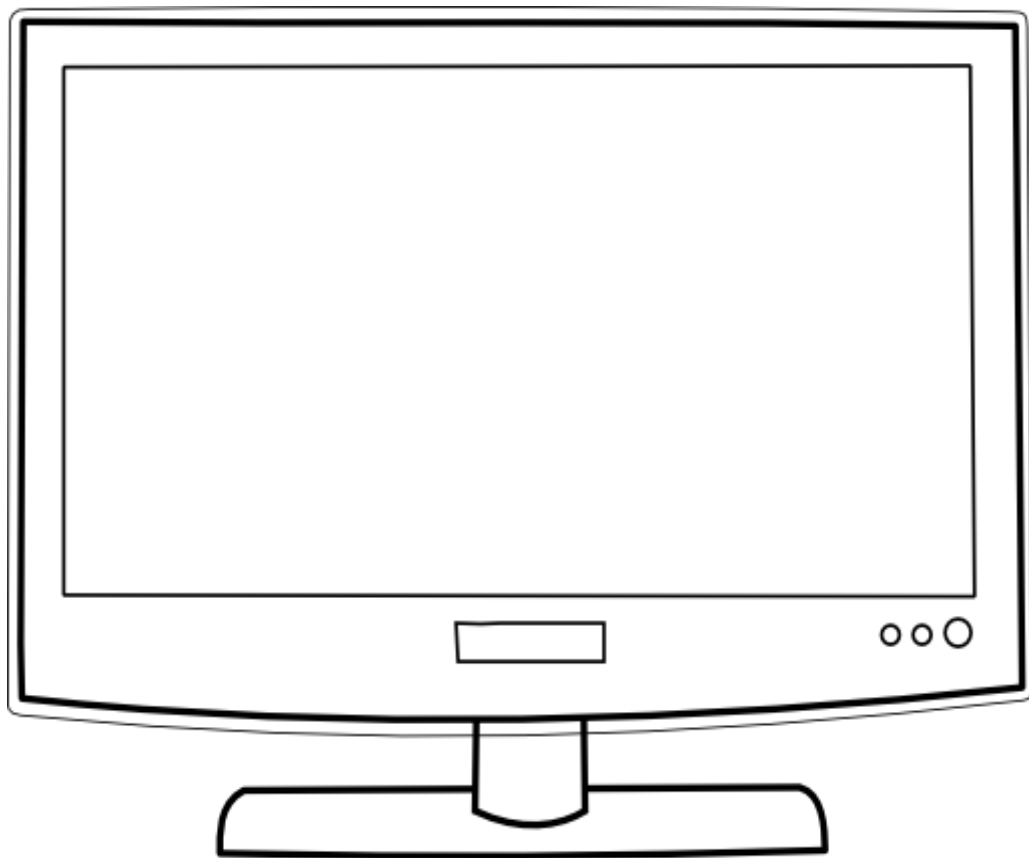
The printer needs ink to print us what we want ???

* *Worksheet for computer material for first grade...*

* *Introduction to computer ...*

* *Name :..... * Date :*

* *Colorize the screen in blue and the power button is red ...*



Good luck

* *Worksheet for computer material for first grade...*


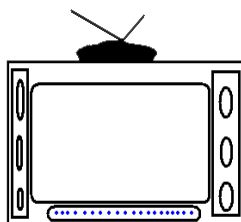

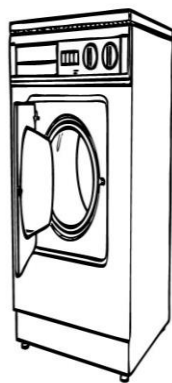
* *Introduction to computer ...*

* *Name :..... * Date :*

* *A computer is a device that works on electricity to conduct calculations and store data ...*

*Color of the devices that work with electricity in **red** and other tools in*

** **blue** ...*



* *Worksheet for computer material for first grade ...*

* *Introduction to computer , the computer ...*

* *Name : Date :*

* *Talk about image ...*



.....

.....

.....

.....