


THE TWO WORLD TODAY 2 R L D

Activity Book 1


REDWAN
FOR PUBLISHING & DISTRIBUTION

All rights reserved, no part of this publication may be reproduced, stored in a retrieval system, transmitted in any form by any means, electronic, mechanical, photocopying, recording or otherwise, without the prior written permission of the publisher.

Every effort has been made to trace copyright holders and obtain their permission for the use of copyright material. If any has been inadvertently overlooked, the publishers will gladly receive any information enabling them to rectify any error or omission in subsequent editions.

Photo Credits:



PEXELS

Author: Rana Ayed Zu'mot
Dr. Ahmad Al-Kuferaini
Editor: Dr. Aseel Ibrahim

Design:
Nagham Abulfeilat

Covers:
Eng. Ibrahim Abu-Ghazaleh

Published by:



Tel: +962 6 465 36 71 - +962 6 461 64 36
Fax: +962 6 465 36 41
P.O. BOX. 926141 Amman - 11190 Jordan
e-mail: info@redwanpublisher.com
www.redwanpublisher.com

Jordan Department of
Libraries Documentation
& National Archives

Second Edition: 2020


Deposit No.:
(1594 / 4 / 2016)



Contents



1	Communities	4
2	Continents and Oceans	14
3	The Arab World	24
4	The Arabs and Islam	34
5	Economy	48
6	Safety Rules	58



Communities



Unit 1



Communities

Lesson 1

What Is a Community?

Lesson 2

Laws in a Community

Lesson 3

Shared Laws

Lesson 4

Community Helpers



What Is a Community?

◆ Question 1:

Choose the suitable word from the words below to fill in the blanks.

custom

citizen

community

tradition

1. A group of people who live in the same place or area and share the same facilities is a **community**.
2. **custom** is an action or way of behaving that is usually practiced among the people in a particular group.
3. **tradition** is a way of thinking or behaving that has been used by people in a group or a society for a long time.
4. A person who belongs to a community or country is known as a **citizen**.



Laws in a Community



◆ Question 1: Define.

1. Laws

are rules that must be followed in a community .

2. Government

a group of people who control and make laws for the country.

◆ Question 2:

There should be laws in any community.
Explain.

1. **They tell people what to do and what not to do .**

2. **Laws solve the problems between citizens in a fair way .**

3. **Protect people and keep them safe and secure .**



◆ Question 3: Mention two things that a good citizen would do.

1. Follow laws to make the community a better place to live.

2. Help others.

◆ Question 4: Give an example of helping others.

Helping elderly people to cross the road.

Denote to poor people.

Give the priority to pregnant women and elderly to have the seat in the bus



Communities




◆ Question 5

Give an example of following the rules of the law.

Do not exceed limited speed while driving.

◆ Question 6:

Draw a person breaking the law.
Explain what he/she is doing.





Shared Laws

◆ **Question 1:** Mention two shared laws around the world.

It is not allowed to any person to enter or leave a country without having a passport.

Countries share road signs which have the same meaning all over the world.

◆ **Question 2:** What is a passport?

is a document that a person uses to travel from one country to another.

◆ **Question 3:** What do we mean by road signs?

They are symbols that have the same meaning all over the world.

◆ **Question 4:** What is the importance of traffic lights?

To avoid accidents and to give instructions when to stop, wait or go.



◆ **Question 5:** Write (True) if the sentence is correct or (False) if the sentence is wrong.

1. Countries around the world share many laws to maintain order in their communities.

True

2. You cannot leave a country or enter a country without having a passport.

True

3. Teachers can give their students passports.

False


4. If you are Jordanian, you are allowed to have a Lebanese passport.

False

5. Some road signs are not shared around the world.

True

◆ **Question 6:** Use your imagination to draw a road sign that tells people to watch out in a jungle.



Community Helpers

◆ Question 1: Mention 5 characteristics of good community members.

1. **Honesty**
2. **Courage**
3. **Cooperation**
4. **Respect**
5. **Responsibility and citizenship**

◆ Question 2: Give 2 examples of people who help keep communities and citizens safe. Explain how they do it.


1. **Soldiers protect the country from enemies.**
2. **Firefighters rescue people trapped inside buildings that are on fire.**

◆ Question 3: Give 2 examples of people providing citizens with services. Explain how they do it.

1. **Teachers help children learn new skills.**
2. **Bakers make bread for us.**



- ◆ **Question 4:** Draw what you like to be in the future.
Write one line to explain how you will help your community.



- ◆ **Question 5:** Who am I? Match the following people to the description of their jobs.

I protect the country from enemies.	Farmer
I rescue people trapped inside buildings that are on fire.	Teacher
I treat patients.	Firefighter
I help children learn new skills.	Soldier
I build houses, factories, hospitals and schools.	Doctor
I keep the community clean and healthy.	Construction worker
I make bread for you.	Baker
I plant your food.	Trash collector



Continents and Oceans

Unit

2





Continents and Oceans

Lesson 1

Globes and Maps

Lesson 2

Continents

Lesson 3

Oceans



Globes and Maps

◆ Question 1: Match each term to its definition.

Map

the planet we live on

Earth

a model of the Earth

Globe

a small copy of something big

Model

a flat drawing of a place or part of the world



◆ Question 2:

Choose the suitable word from the words below to fill in the blanks.

round

size

details


small

Earth

1. A model of a car is different from the real car in **size** .
2. People made a model of the Earth because it is **round** .
3. Unlike the globe, a map can show areas and **details** .
4. Our planet is called **Earth** .



◆ **Question 3:** Draw a model of your favorite car.



Continents

◆ Question 1: Choose the suitable word from the words below to fill in the blanks.



1. The world is made up of **land** and water.
2. **blue** stands for water on the map.
3. Our Earth is covered in **water**.
4. The land makes up only 29% of **Earth**.
5. The land is divided into **seven** continents.
6. A **continent** is a continuous expanse of land.



Who am I?
◆ **Question 2:** Match the following continents to their descriptions.

I am the smallest continent.

I am divided into two continents:
North and South.

I am the largest continent.

Nobody lives on me.

Only Asia is larger than me.

Only Oceania is smaller than
me.

America

Asia

Oceania

Africa

Europe

Antarctica



Oceans

◆ Question 1: What are oceans?

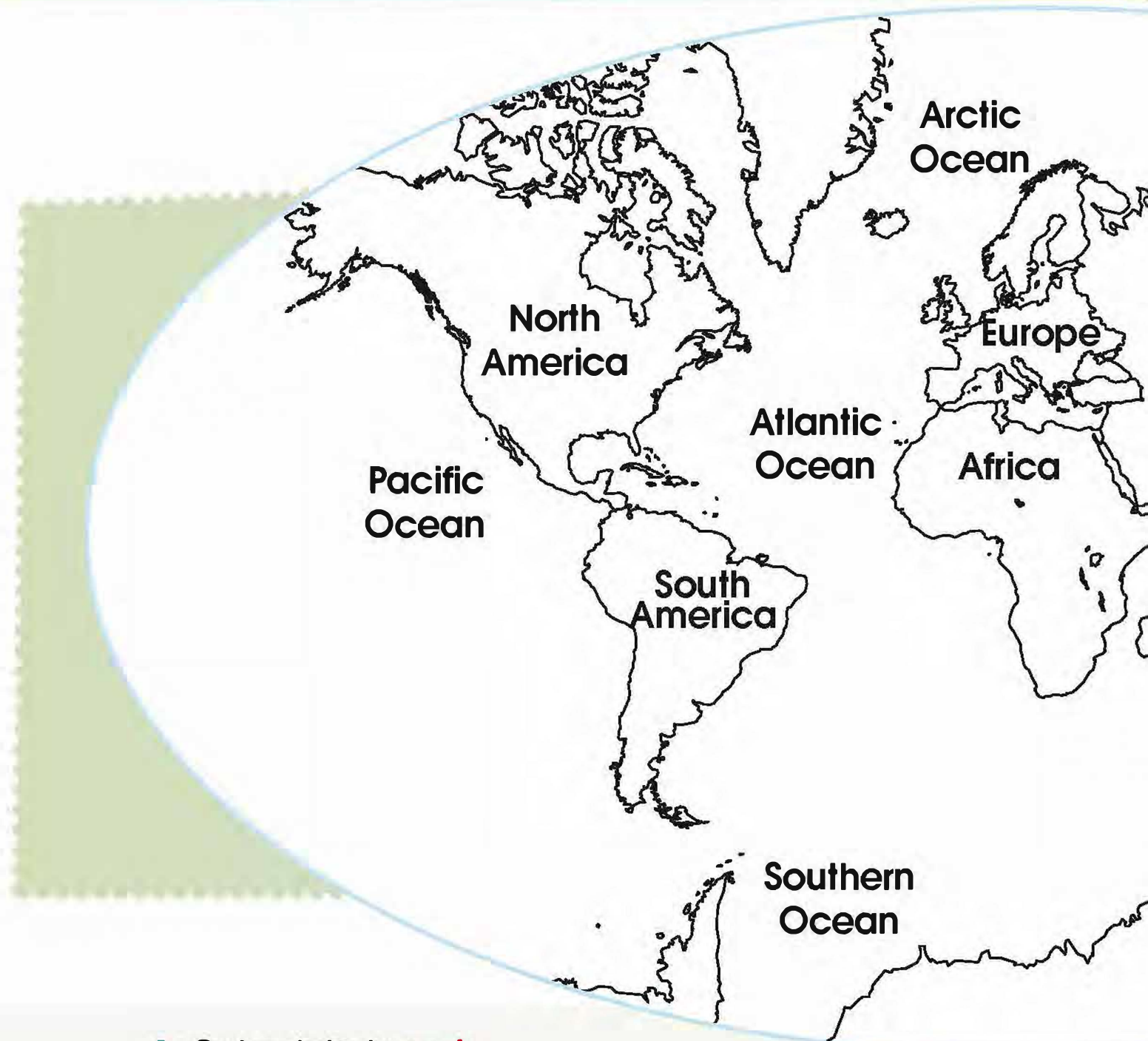
a large body of salty water .

◆ Question 2: Circle the correct answer.

1. Our Earth is covered in (land, **water**).
2. There are (seven, **five**, three) oceans on our Earth.
3. The largest ocean is the (**Pacific**, Atlantic, Arctic).
4. The smallest ocean is the (Pacific, Atlantic, **Arctic**).

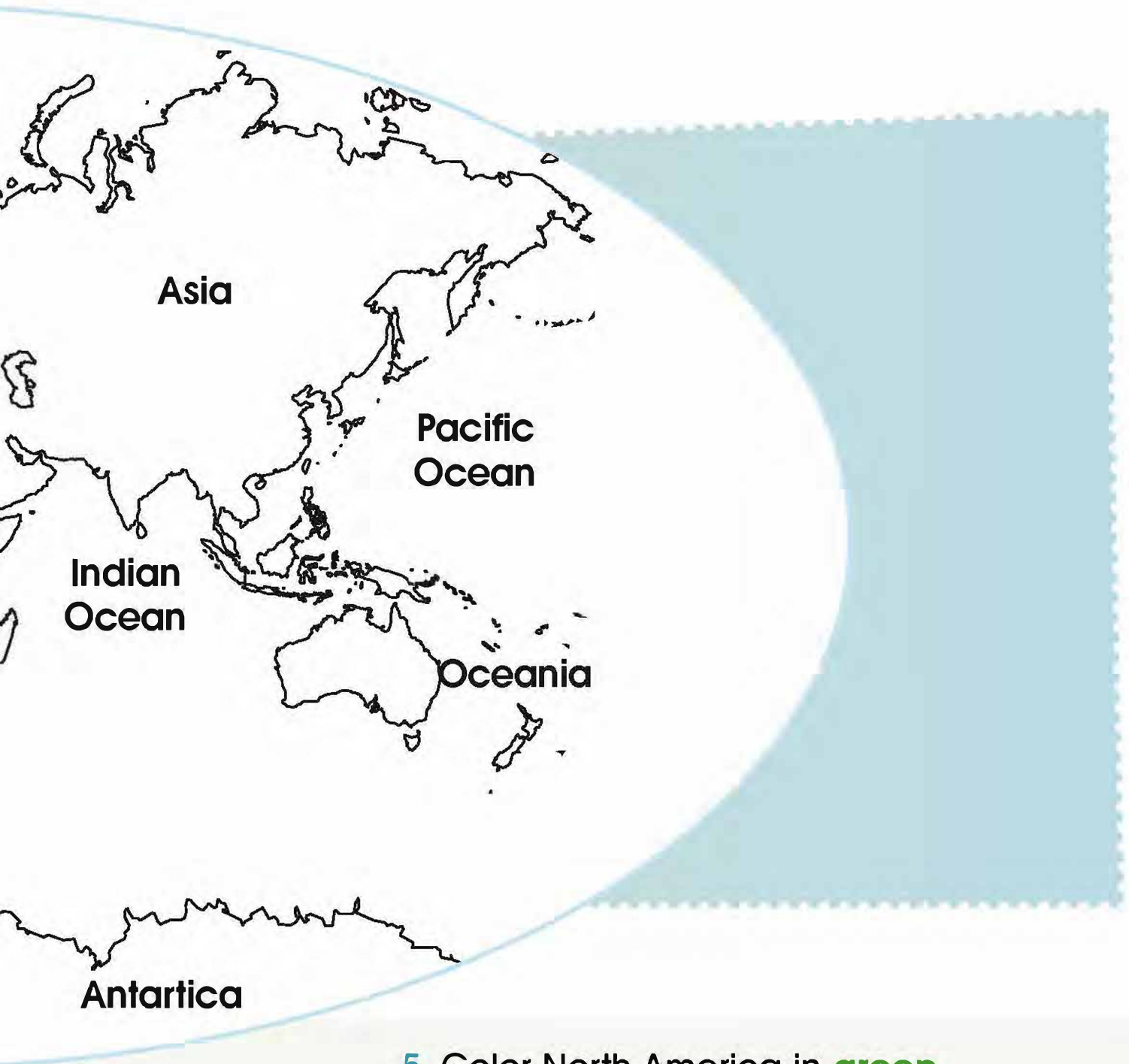


◆ **Question 3:** Look at the map, then follow the instructions:



1. Color Asia in **red**.
2. Color Africa in **brown**.
3. Color Europe in **purple**.
4. Color Oceania in **pink**.





5. Color North America in **green**.
6. Color South America in **yellow**.
7. Color Antarctica in **orange**.
8. Color all the oceans in **blue**.



The Arab World

Unit 3





The Arab World

Lesson 1

Location and Boundaries

Lesson 2

The Asian Arab Countries

Lesson 3

The African Arab Countries



Location and Boundaries

◆ Question 1:

Choose the suitable word from the words below to fill in the blanks.



1. A region that consists of 22 Arabic-speaking countries is known as the **Arab world** .
2. The Ancient world includes the continents of, Africa and **Asia** .
3. The imaginary line that shows where an area ends and another begins is called a **boundary** .
4. The number of people living in an area at a given time is the **population** .



◆ **Question 2:** The Arab world's location is so important. Explain.


It lies in the middle of the Ancient world .

It links the three continents of the Ancient world: Africa, Asia and Europe.

◆ **Question 3:** Locate the boundaries of the Arab world using the compass rose:

1. The Atlantic Ocean **W**
2. The Indian Ocean **S**
3. The Arabian Sea **E**
4. The Mediterranean Sea **N**
5. Taurus Mountains **N**
6. Central Africa **S**





The Arab Countries

◆ Question 1: Fill in the blanks with the correct answer.

1. The Arab world is located on the continents of **Asia** and **Africa**.
2. The **Red** Sea separates the Asian Arab countries from the African Arab countries.
3. The Arab world consists of **22** countries.
There are **12** Arab countries in Asia and **10** Arab countries in Africa.
4. The population of the Arab world is **422** million.
5. The largest Arab country is **Algeria** which is located in the **African** part of the Arab world.
6. I am proud of being an **Arab**.



◆ **Question 2:** Look at the map, then follow the instructions:



1. Color the Asian part of the Arab world in **green**.
2. Color the African part of the Arab world in **orange**.
3. Color the Red Sea in **blue**.
4. Draw a heart on your country.





◆ **Question 3:** Look at the following flags of all the Arab countries, then circle the flag of your country.



Bahrain



Iraq



Jordan



Kuwait



Lebanon



Oman



Palestine



Qatar



Saudi Arabia



Syria



United Arab Emirates



Yemen



Algeria



Comoros



Djibouti



Egypt



Libya



Mauritania



Morocco



Somalia



Sudan



Tunisia



◆ Question 4: Fill in the blanks.

Your Photo

Name:

Date of Birth:

Place of Birth:

Grade:

School:

Nationality:

Country:

Continent:



The Arabs and Islam

Unit

4





The Arabs and Islam

Lesson 1

The Arabs before Islam

Lesson 2

Makkah before Islam

Lesson 3

**The Early Life of Prophet Muhammad
(Peace Be Upon Him)**

Lesson 4

The Message of Allah

Lesson 5

The Da'wah

Lesson 6

The Spread of Islam



The Arabs before Islam

◆ Question 1: Match each term to its definition.

The diagram shows the following matches:

- Bedouins** is matched with "nomadic Arabs moving from one place to another in the desert".
- Slavery** is matched with "the habit of selling and buying people".
- Idolatry** is matched with "the worship of idols or false gods".
- Arabian peninsula** is matched with "an area of land surrounded with water from three sides that includes Saudi Arabia, Yemen, Oman, UAE, Qatar, Bahrain and Kuwait".
- Tribe** is matched with "a group of many large families that are all related to each other".



◆ Question 2:

Choose the suitable word from the words below to fill in the blanks.



1. Before Islam, the Arabs who lived in the Arabian Peninsula were mainly **Bedouins** .
2. Some tribes lived in towns or cities, such as **Makkah** and **Yathrib** which were cities in Hijaz.
3. The society was **tribal** whether tribes lived in the desert or in towns and cities.
4. Each tribe used to have its own **leader** .
5. Before Islam, the Arabs had many good habits, such as **courage** and generosity.
6. Some bad habits were **slavery** , treating wives badly and burying **daughters** alive.



◆ **Question 3:** Write (True) if the sentence is correct or (False) if the sentence is wrong.

1. There were many Jews and Christians in the Arabian Peninsula.

True

2. Many people in the Arabian Peninsula worshipped either the stars or the idols.

True

3. Arabs used to have a government and laws before Islam.

False

4. Bedouins used to live in cities.

False



Makkah before Islam

- ◆ Question 1: Choose the suitable word from the words below to fill in the blanks.



1. The **Kaaba** is the first house of God on Earth.
2. Before Islam, all the Arab tribes used to perform **pilgrimage** around and inside the Kaaba **once** a year and presented offerings to the idols.
3. Each tribe had its own **idol**.



4. The citizens of Makkah were **merchants** and **money lenders**.
5. The caravans used to travel **twice** a year.
6. Bedouins who lived in the surrounding deserts used to be **shepherds** and **guides** for trade caravans.

◆ **Question 2:** Makkah had a great importance in history. Explain.

1. **The Kaaba which is the 1st house of God on earth is in Makkah .**

2. **Before Islam, all the tribes that used to live in the Arabian Peninsula came to perform pilgrimage around and inside the Kaaba once a year and presented offerings to the idols.**



◆ **Question 3:** Mention 4 things the caravans used to take from Makkah.

1. **Dates** _____
2. **Hides** _____
3. **Blankets** _____
4. **Spices and silver bars** _____

◆ **Question 4:** Mention 4 things the caravans used to return with to Makkah.

1. **Oils** _____
2. **Perfumes** _____
3. **Weapons** _____
4. **Textiles** _____



The Early Life of Prophet Muhammad (Peace Be Upon Him)

Who are they?

- ◆ **Question 1:** Match the following people to their roles in Prophet Muhammad's (Peace Be Upon Him) life.

Prophet Muhammad's mother

Halima Al-Sadiya

Prophet Muhammad's father

Aminah

Prophet Muhammad's grandfather

Banu Hashim

Prophet Muhammad's uncle

Abdul Muttalib

Prophet Muhammad's wet-nurse

Abu Talib

Prophet Muhammad's clan

Abdullah



◆ Question 2: Fill in the blanks.

1. Prophet Muhammad (Peace Be Upon Him) was born on **12** Rabi' al-Awwal **570** A.D.
2. Prophet Muhammad (Peace Be Upon Him) was born on the "Year of the **Elephant**."
3. At the age of **six**, Aminah, Prophet Muhammad's mother, passed away.
4. At the age of **eight**, Abdul Muttalib passed away.
5. Prophet Muhammad's **father** died before his birth.
6. Prophet Muhammad (Peace Be Upon Him) sprang from the tribe of **Quraysh**.
7. His clan, Banu Hashim, was the guardians of the **Kaaba**.

◆ Question 3: The people of Quraysh used to send their children to the Badeiah outside Makkah. Explain.

1. **learning the proper standard Arabic**
2. **Helping children to build up healthier and stronger bodies in the open space and pure air of the desert**

The Message of Allah

- ◆ Question 1: What was Prophet Muhammad's (Peace Be Upon Him) work?

As a child, Prophet Muhammad as a shepherd; as an adult, a merchant

- ◆ Question 2: Why did people believe Prophet Muhammad (Peace Be Upon Him) after the revelation?

because he was so faithful and trustworthy.

◆ Question 3: Fill in the blanks.

1. Prophet Muhammad (Peace Be Upon Him) was called **Al-Sadiq** and **Al-Amin**.
2. Prophet Muhammad (Peace Be Upon Him) married **Khadija** when he was 25 years old.
3. Prophet Muhammad (Peace Be Upon Him) received his first revelation in a cave located in **Mount Hira'a** outside Makkah.
4. The first woman to believe in Prophet Muhammad's (Peace Be Upon Him) message is **Khadija**.
5. When he was 40 years old, Angel **Gabriel**, the Ambassador of Revelation, came to Muhammad (Peace Be Upon Him).
6. Angel Gabriel came with news from Allah that Muhammad (Peace Be Upon Him) was the chosen **messenger** of Allah who would spread the message of **Islam**.
7. The holy book of Islam is the **Qur'an**.

The Da'wah

◆ Question 1: Fill in the blanks.

1. The invitation to Islam is the **Da'wah** .
2. The first man to believe in Islam is **Abu Bakr Al- Sedique** .
3. The first lad to believe in Islam is **Ali bin abi Talib** .
4. The period before Islam is called the **Jahiliyyah** by Muslims.
5. Prophet Muhammad (Peace Be Upon Him) and his followers suffered from the cruelty and hostility of the people of Makkah and their leaders for **ten years** .
6. **Banu Hashim** protected the Prophet (Peace Be Upon Him) .
7. In the year **622** A.D. Allah ordered him and the Muslims to flee Makkah to **Yathrib** , which was called later **Al-Medina Al-Munawarah** .
8. The year 622 A.D. is known as the **Hijra** year.
9. It is the first year on the **Muslim** calendar.



The Spread of Islam

◆ **Question 1:** How did Muslims treat Christians and Jews? Why?

Muslims allowed them to practice their religions freely because they lived under the Islamic rule and contributed to the Arab and Islamic civilization

◆ **Question 2:** Who are the (Rightly Guided Caliphs)?

1. **Abu Bakr Al-Sedique**
2. **Omar bin Al-Khattab**
3. **Othman bin Affan**
4. **Ali bin abi Talib**

◆ **Question 3:** How did the (Rightly Guided Caliphs) rule?

in accordance with the Holy Qur'an and the most honored Sunnah.



Economy

Unit

5





Economy

Lesson 1

Needs

Lesson 2

Wants

Lesson 3

Bartering

Lesson 4

Money

Lesson 5

Currency



Needs

◆ Question 1: Match each term to its definition.

Air	the things that people must have to live
Shelter	anything related to the body of the person
Needs	a mixture of gases that people breathe
Physical	a place to live in
Emotional	efforts made to keep or restore the health of people
Health care	a substance used in treating diseases
Medicine	the things people do to keep themselves and their surroundings clean
Hygiene	anything related to feelings



◆ Question 2: What are the major physical needs?

1. **Air** _____
2. **Food and Water** _____
3. **Shelter** _____
4. **Clothing** _____
5. **Health Care** _____

◆ Question 3: The family is very important in our life. Explain.

because family members love and support each other. _____



Wants

◆ Question 1: What do we mean by wants?

things that people would like to have.

◆ Question 2: Why do we make choices?

because everybody has different wants and we might do not have enough money to buy everything we want

◆ Question 3: What is the difference between saving and spending?

Saving is **money not spent now, so it can be spent in the future**

Spending is **to use money to buy something**



◆ Question 4: Classify the following into needs or wants:

ice cream

a small house

a new car

bread

cake

water

a cell phone

a shirt

Needs

water

shirt

bread

small house

Wants

ice cream

cell phone

cake

new car



Bartering

◆ Question 1: What do we mean by bartering?

the method of exchanging one thing for something else.

◆ Question 2: Give an example of bartering?

Baker would give bread for the shepherd in return for milk.

◆ Question 3: Mention three things that people used as money.

1. **gold**

2. **silver**

3. **cows**

◆ Question 4: What is the difference between bartering and using money?

bartering is when you give something you have in return for another thing. But using money is when you give someone some money in return for the thing you want



Money

◆ Question 1:

Choose the suitable word from the words below to fill in the blanks.

China

salary

money

price

trade

1. The money we pay to buy a good or a service is a **price**.
2. The money paid for an employee every month is a **salary**.
3. The process of buying and selling goods and services is known as **trade**.
4. Paper bills and coins used to pay for goods and services are known as **money**.
5. The first paper money was issued in **China**.

Currency

◆ Question 1: What do we mean by currency?

The money that a country uses.

◆ Question 2: Whose photos does the currency of your country have on it?

Answer varies depending on countries students live in



◆ Question 3:

Mention three currencies used around the world.

1. **Dollar**

2. **Dinar**

3. **Derham**



Safety Rules

Unit

6





Safety Rules

Lesson 1

Safety on the Road

Lesson 2

Safety in the neighbourhood

Lesson 3

Safety at Home



Safety on the Road

◆ Question 1:

Choose the suitable word from the words below to fill in the blanks.

London

harm

control

injuries

safety

1. Traffic rules keep traffic under **control** and ensure the **safety** of the drivers, passengers and those who pass the road.
2. The first traffic lights were used in **London**.
3. Following safety rules prevents **injuries** and keeps our bodies safe from **harm**.



◆ Question 2: Mention three strict safety rules when driving.

1. **Avoid using cell phones while driving**
2. **Use the seat belt for all passengers**
3. **Slow down to avoid accidents**

◆ Question 3: How do road signs guide drivers?

1. **they tell people what is allowed**
2. **What is not allowed**
3. **What to watch for while driving**



Safety Rules



◆ Question 4:

What am I?

Match the following road signs to their uses.

Signs**Their meanings**

I have a circular shape in any color other than red.

I am a sign in a red circle.

I am a sign in a red triangle.

I am a sign that has other colors or shapes.

Gives information

Shows what is allowed

Shows what is not allowed

Shows danger



◆ **Question 5:** Give 1 reason for each of the following:

1. We need to learn safety rules.

to prevent injuries

2. Before riding a bike, we have to check the tires and the brakes.

to make sure that they are secure

3. We need to wear a bicycle helmet.

to protect our head

4. We have to adjust the seat height.

to be able to ride comfortably

5. We have to wear neon or a bright color when riding at night.

to be seen by drivers

6. We have to use car backseats for babies.

to protect them



◆ **Question 6:** Mention 2 safety rules while riding a bike.

1. **Ride on the right in the same direction as other vehicles**

2. **Wear a bicycle helmet to protect your head**



◆ Question 6:

Mention 2 safety rules while driving a car.

1. **Avoid using cell phones while driving**
2. **Use the seat belt for all passengers**



Safety in the Neighbourhood

◆ Question 1:

Mention 3 safety rules while walking in the neighborhood.

1. **paying attention for fast cars while crossing the street**
2. **stopping always before stepping onto the road to look both ways and listen to vehicles**
3. **learning and obeying all traffic signs**

◆ Question 2:

Mention 3 safety rules while playing at the park.

1. **Sitting down while swinging**
2. **Climbing only on dry climbers using both hands**
3. **not climbing up the front of the slide**



Safety at Home

◆ Question 1: Mention 3 safety rules at home.

1. **checking that the cooking appliances and ovens are turned off before leaving the kitchen**
2. **keeping anything that uses electricity away from water to avoid shocks**
3. **Watching out for sharp knives**

◆ Question 2: Give 1 reason for each of the following:

1. Keeping electrical gadgets away from water.
to avoid shocks
2. Never adding water to a pan that has hot oil in it.
Not to make the oil splatter and burn someone
3. Keeping paper towels, dish towels and pot holders away from the oven.
They don't catch on fire



