

Worksheet

Name:

Date:

Worksheet for letter A,a

- Circle the letter A,a then colour.

S a r A l d
Q n A p o a
V b m a z A
G a C A j K



Worksheet

Name:

Date:

Worksheet for letter A,a

○ Write.

A a A a A a

A a A a A a

A a A a A a

A a A a A a

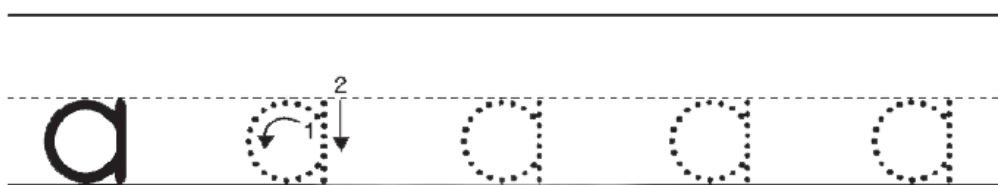
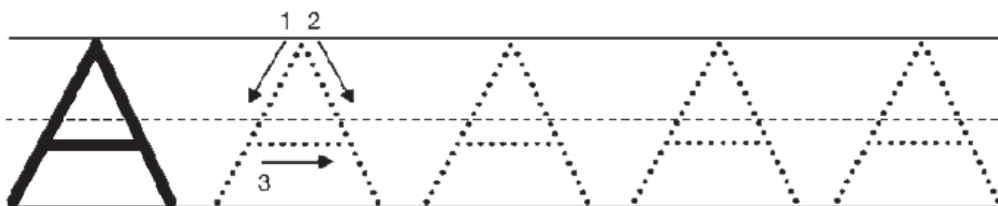

Worksheet

Name:

Date:

Worksheet for letter A,a

- Write a letter A,a then colour.



Worksheet


Name: _____

Date: _____

Worksheet for letter A,a



● Colour.



Worksheet

Name:

Date:

Worksheet for letter A,a

● Colour.



Aa is for
Ant



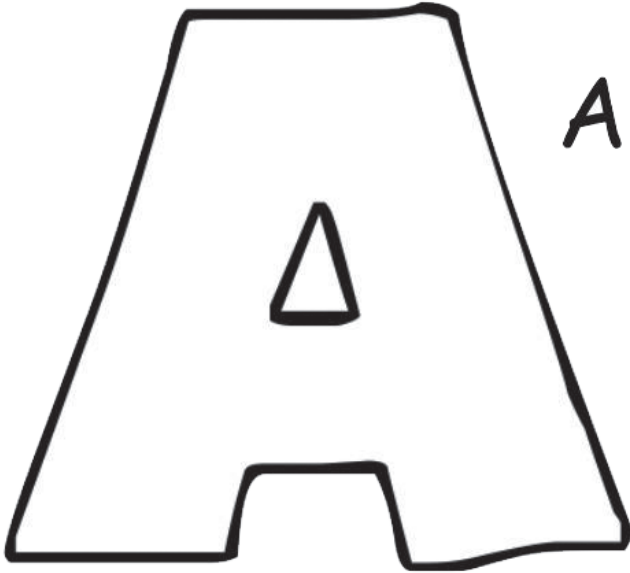
Worksheet

Name:


Date:

Worksheet for letter A,a

● Colour.



APPLE



AIRPLANE



Worksheet

Name:

Date:


Worksheet for letter A,a

● Colour.



Aa

is for Apple



Worksheet

Name: _____


Date: _____

Worksheet for letter A,a



apple

1 Write.



2 Circle a and A.



3 Look, match and write.

alphabet

cat

apple

table



c _ t

a lph a bet

t _ ble

_ pple

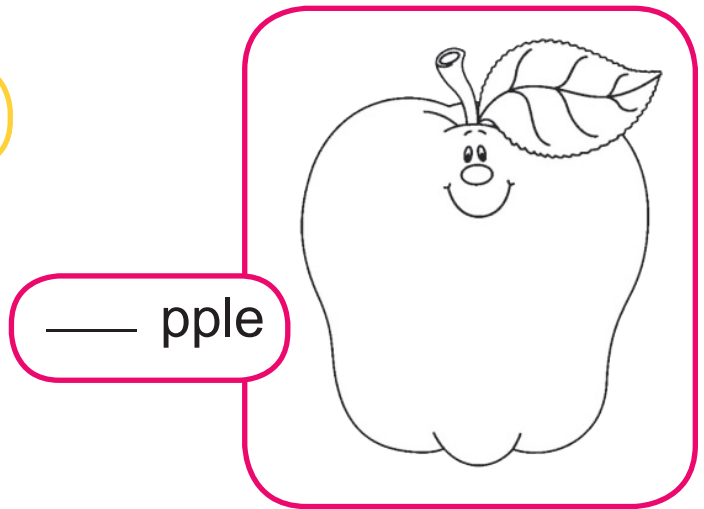
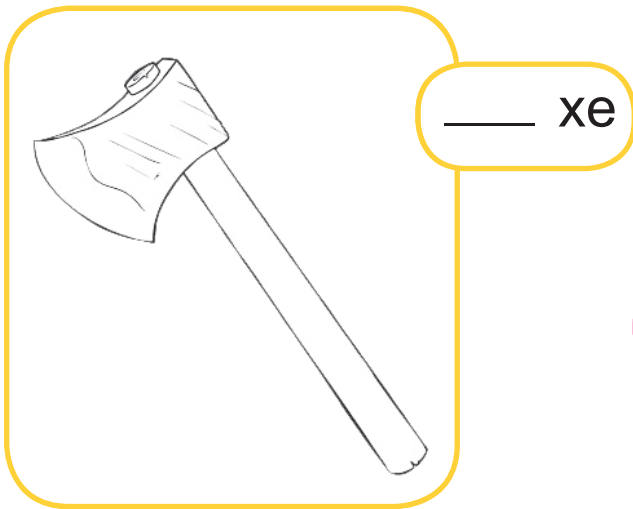
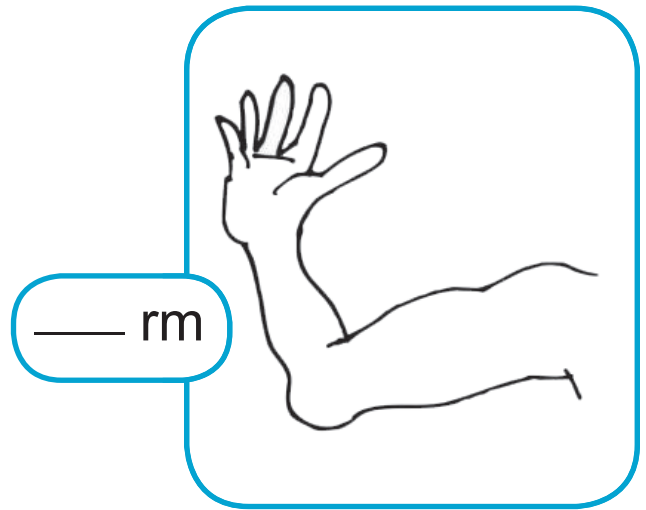

Worksheet

Name: _____

Date: _____

Worksheet for letter A,a

- Fill in the missing letter A then colour them.



Worksheet

Name:


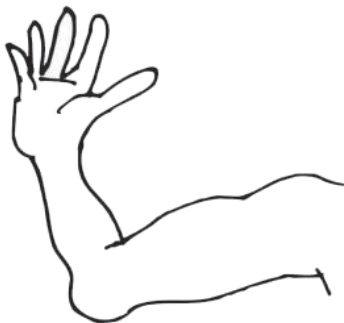

Date:

Worksheet for letter A,a

- Circle the words that begin with the letter A.

Arm	table	axe	car	green
Elephant	apple	water	Arrow	page
Tree	ant	cup	Animal	book

- Circle the pictures that start with the letter A , then colour them.




Worksheet

Name:

Date:

Worksheet for letter A,a

- Circle around the things that begin A , a.



Worksheet

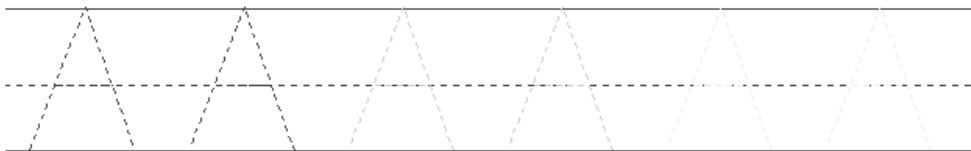
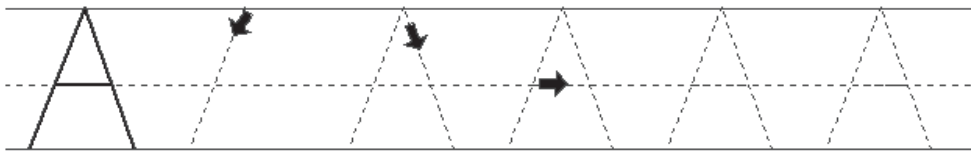
Name: _____

Date: _____

Worksheet for letter A,a

● Colour and Write.

A IS FOR APPLE



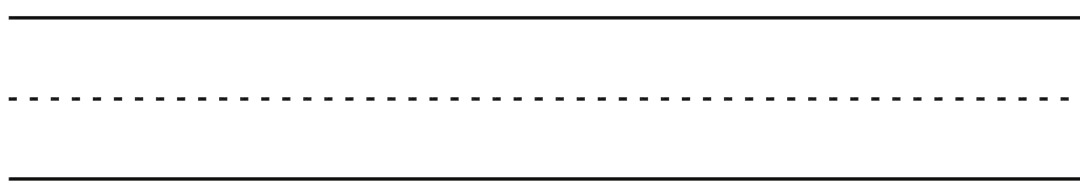
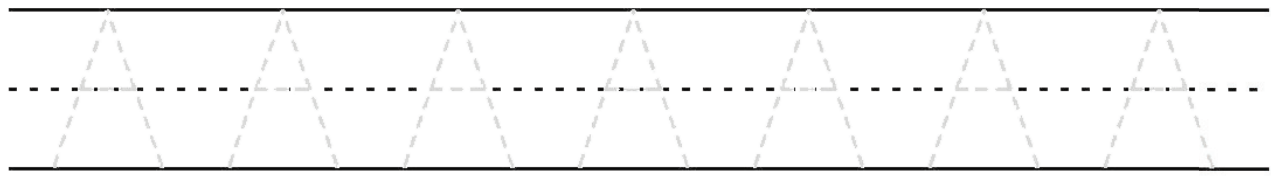
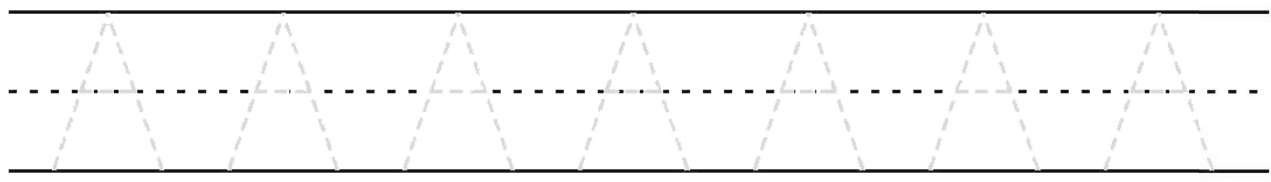
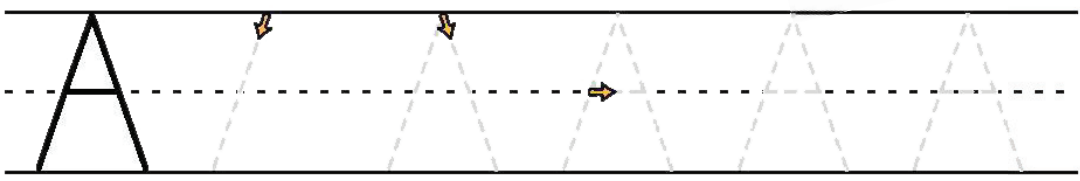
Worksheet

Name: _____

Date: _____

Worksheet for letter A,a

● Colour and Write.




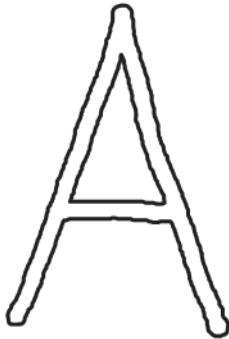




Worksheet

Name:

Date:

Worksheet for letter A,a

● Colour and Write.

D	W	a	e	R	A	L	M	o	a	I
A										X
a										A
R										u
S										q
T										A
p										p
A	b	F	A	H	a	S	R	Z	n	L




Worksheet

Name:

Date:

Worksheet for letter A,a

● Colour and Write.



Write the letter 'A'

Worksheet





Name: _____

Date: _____

Worksheet for letter B,b

● Colour.



		
		
Bee	Ball	Balloon

Worksheet


Name:

Date:

Worksheet for letter B,b

● Colour.

Bb boy




Worksheet

Name:

Date:

Worksheet for letter B,b

● Colour.



Worksheet

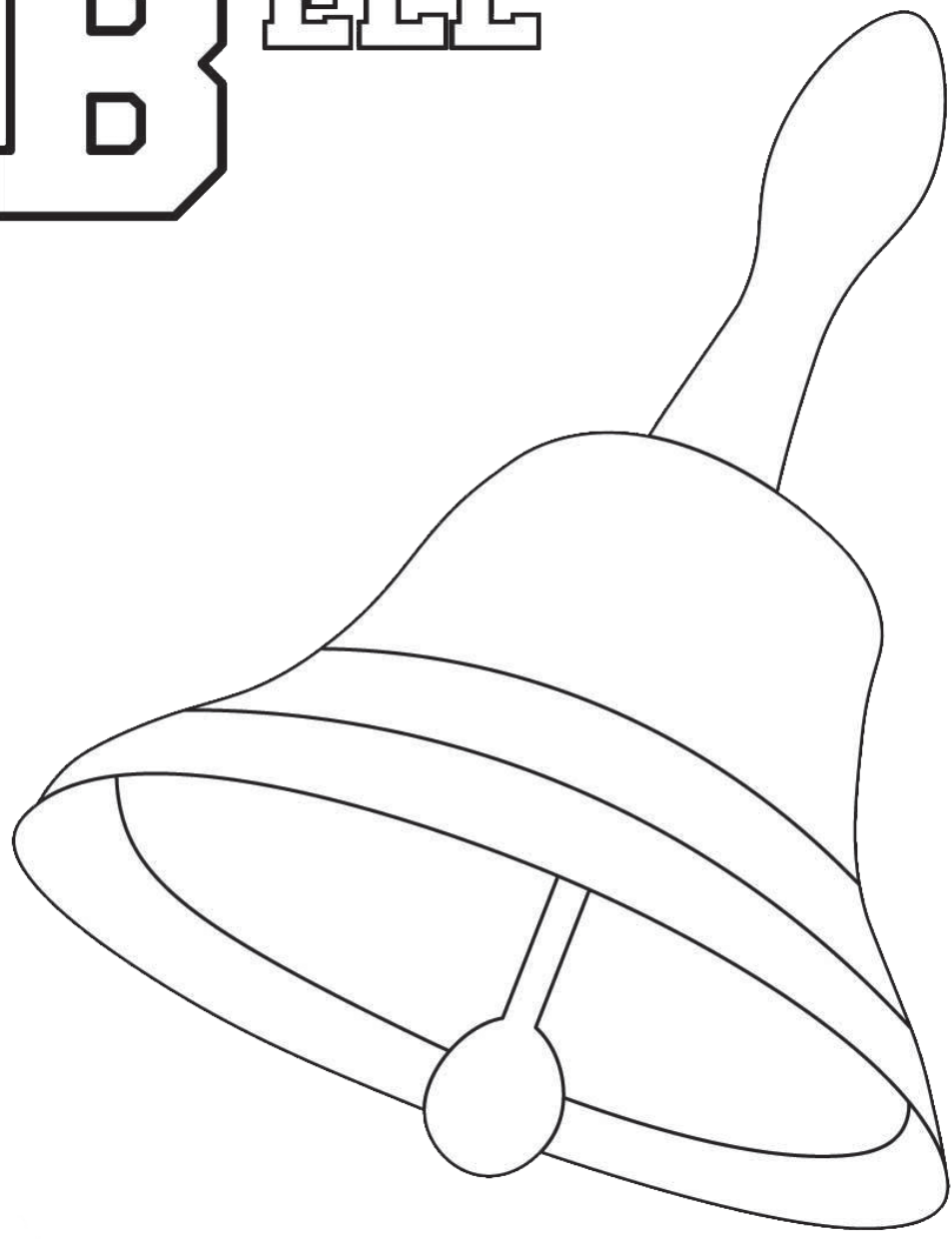
Name:

Date:

Worksheet for letter B,b

● Colour.

B **BELL**



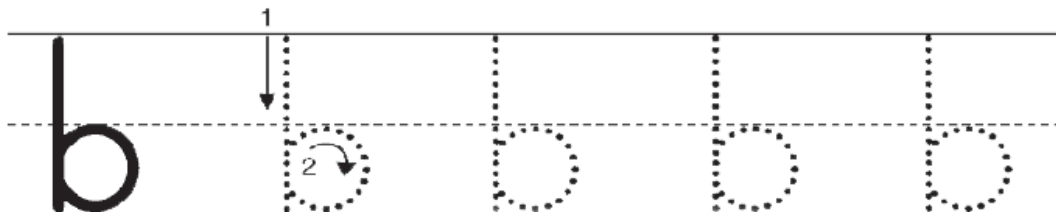
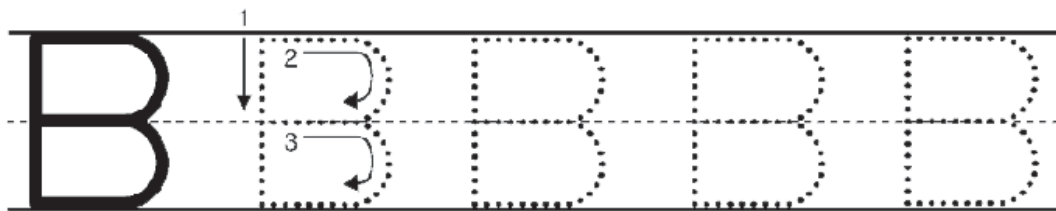

Worksheet

Name: _____

Date: _____

Worksheet for letter B,b

● Colour and Write.



Worksheet

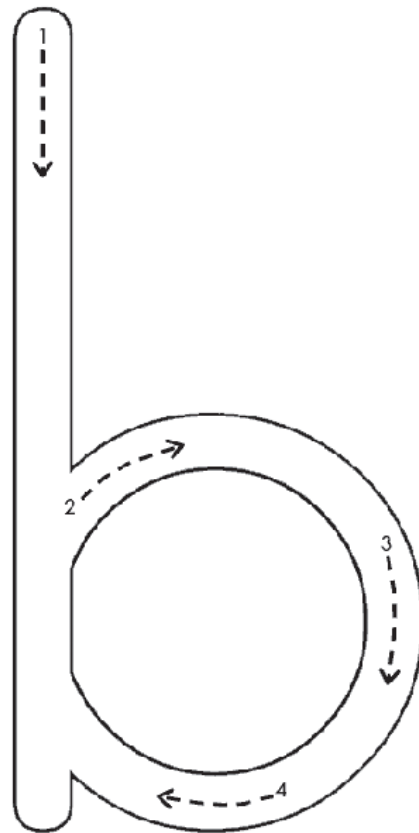
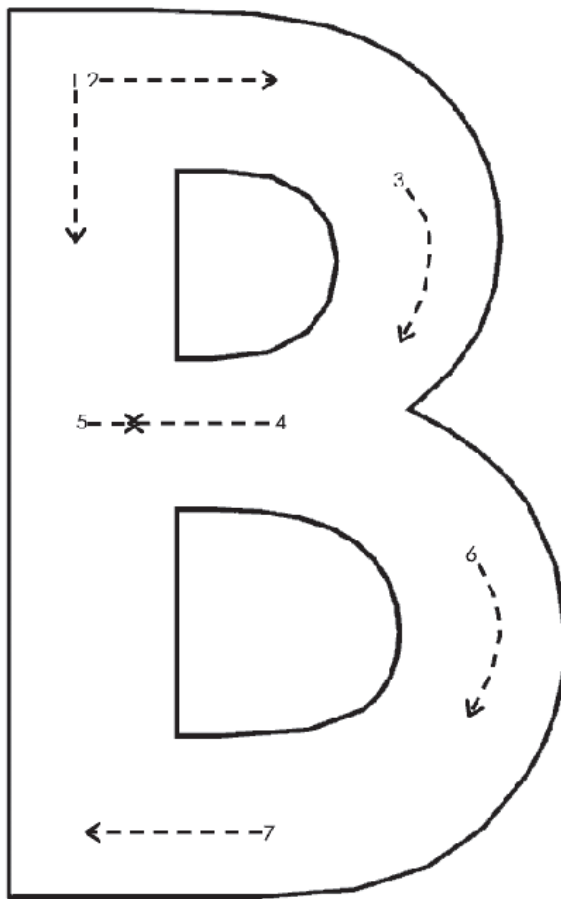
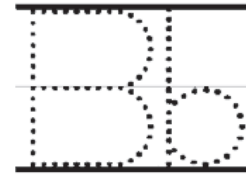
Name: _____

Date: _____

Worksheet for letter B,b

● Colour and Write.

Bb



Worksheet

Name: _____

Date: _____

Worksheet for letter B,b

● Colour and Write.

bonano

butterfly

boat

boat



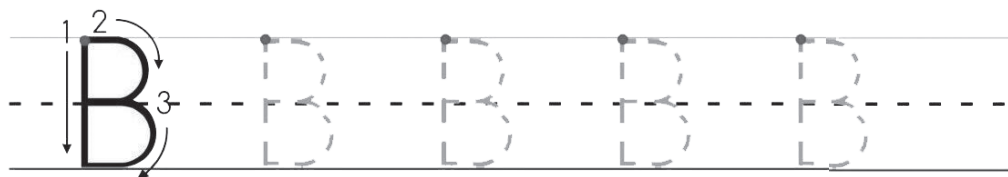
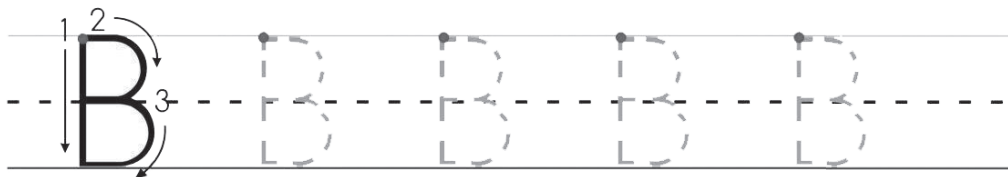
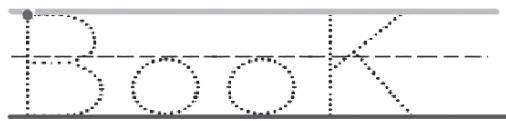

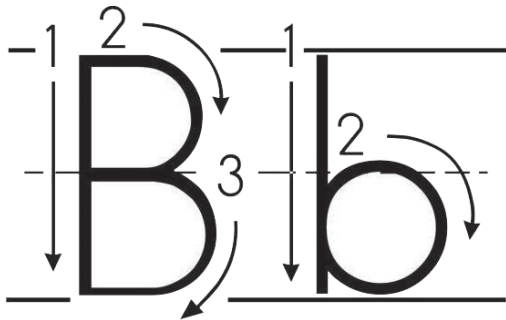
Worksheet

Name: _____

Date: _____

Worksheet for letter B,b

● Colour and Write.



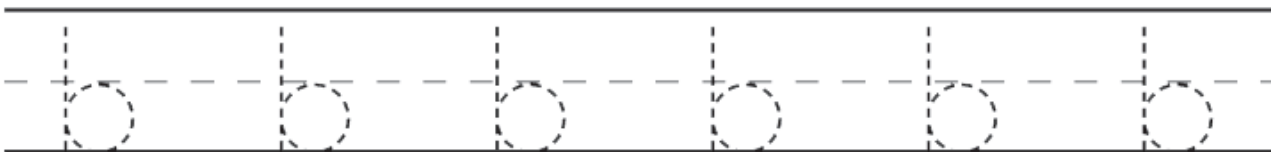
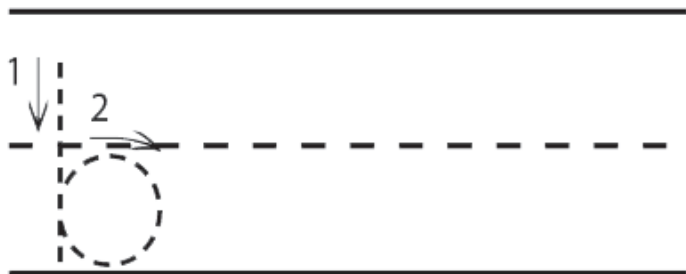
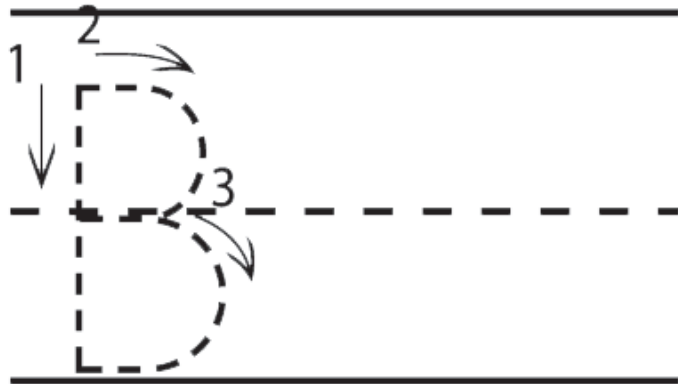
Worksheet

Name: _____

Date: _____

Worksheet for letter B,b

● Colour and Write.



Worksheet


Name: _____

Date: _____

Worksheet for letter B,b

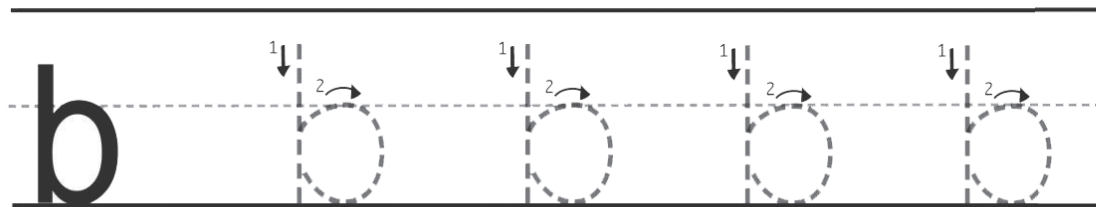
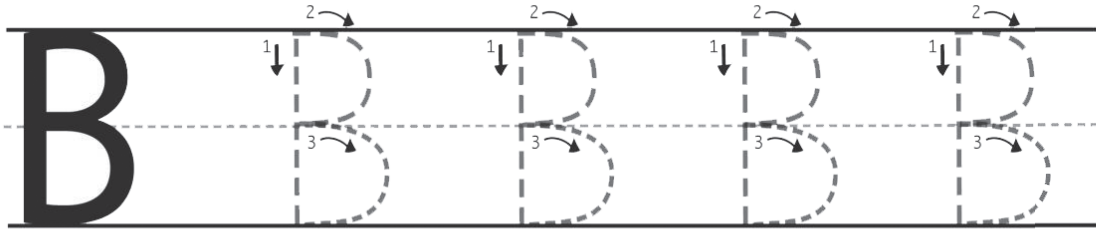
● Colour and Write.

B b



Color the butterfly.

Trace the letter.



Write the letter.



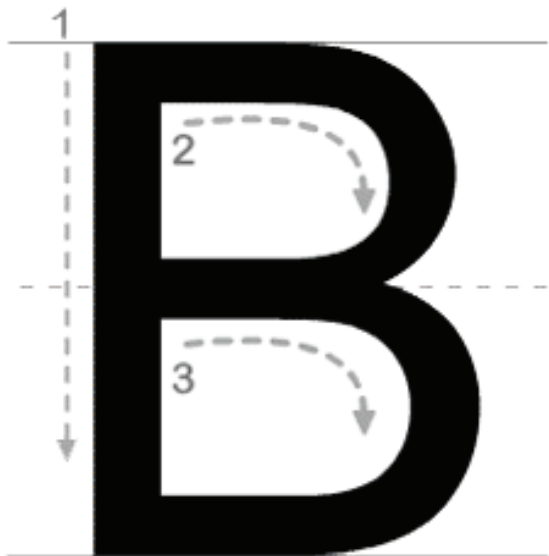
Worksheet

Name: _____

Date: _____

Worksheet for letter B,b

○ Write.




Worksheet

Name: _____

Date: _____

Worksheet for letter B,b

● Colour and Write.



A large rectangular box containing illustrations of a soccer ball, a bee, an open book, a butterfly, a bell, and a large letter B. Below these are five rows of dashed letters B for tracing.

Worksheet

Name: _____

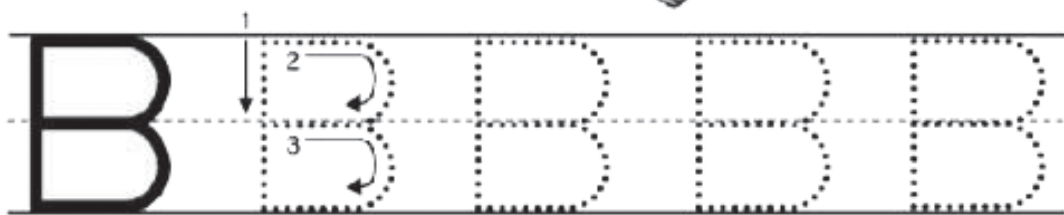
Date: _____

Worksheet for letter B,b

● Colour and Write.



baker



Worksheet

Name: _____

Date: _____

Worksheet for letter B,b



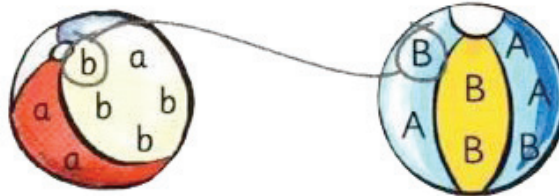
book



Write.



Circle and match b and B.



Look, match and write.



__ g



b a l l



__ n __ n __



__ t

Worksheet

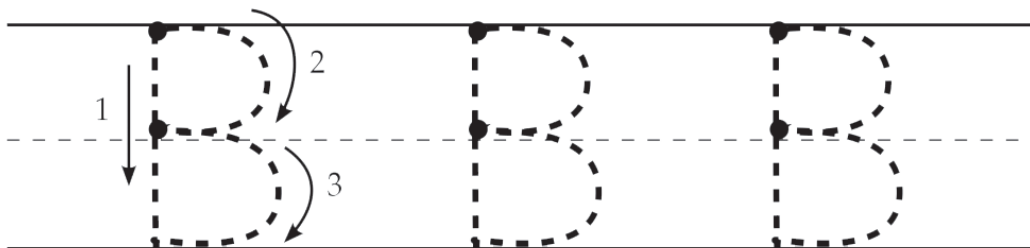

Name: _____

Date: _____

Worksheet for letter B,b

● Colour and Write.

Bicycle



Worksheet


Name:

Date:

Worksheet for letter B,b

● Colour and Circle the letter B , b.

A	W	L	R	b	I
B	M	B	Q	H	E
b	S	N	Z	B	C
X	b	D	B	Z	K



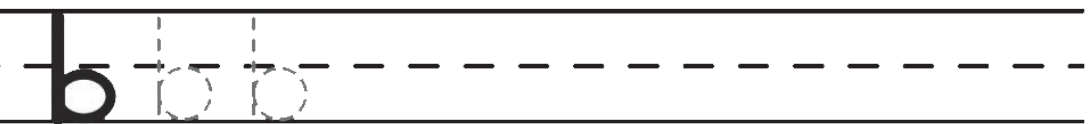
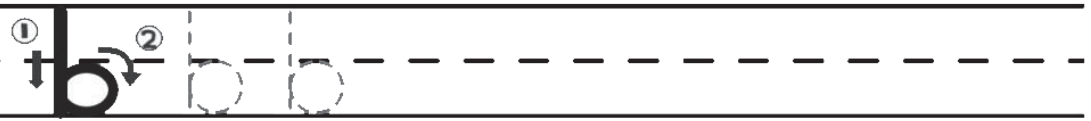
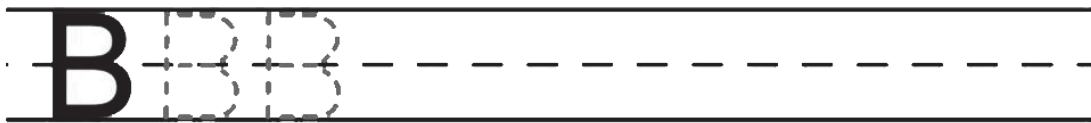
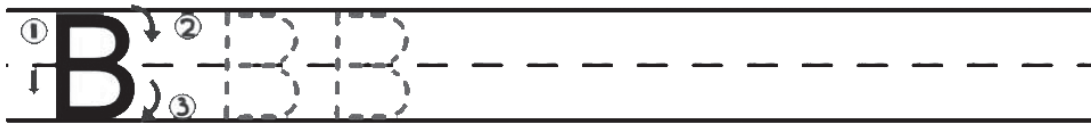

Worksheet

Name: _____

Date: _____

Worksheet for letter B,b

- Color and Write the letter B , b.



Worksheet

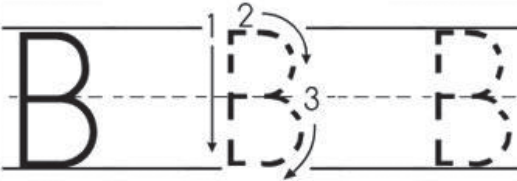
Name: _____

Date: _____

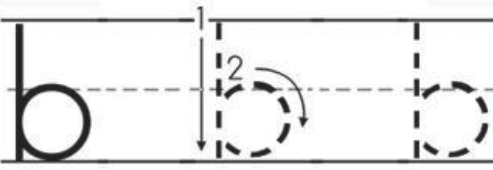
Worksheet for letter B,b

- Colour and Circle the letter B , b.


Trace and write B



Trace and write b




Circle the pictures whose names begin with the letter B.



Key




Butterfly



Turtle



Ball



Star



Balloon


Worksheet

Name: _____


Date: _____

Worksheet for letter B,b


- Fill in the missing letter B then colour them.




___ een



___ all



___ ear



___ ird

Worksheet

Name:

Date:

Worksheet for letter B,b

● Colour.




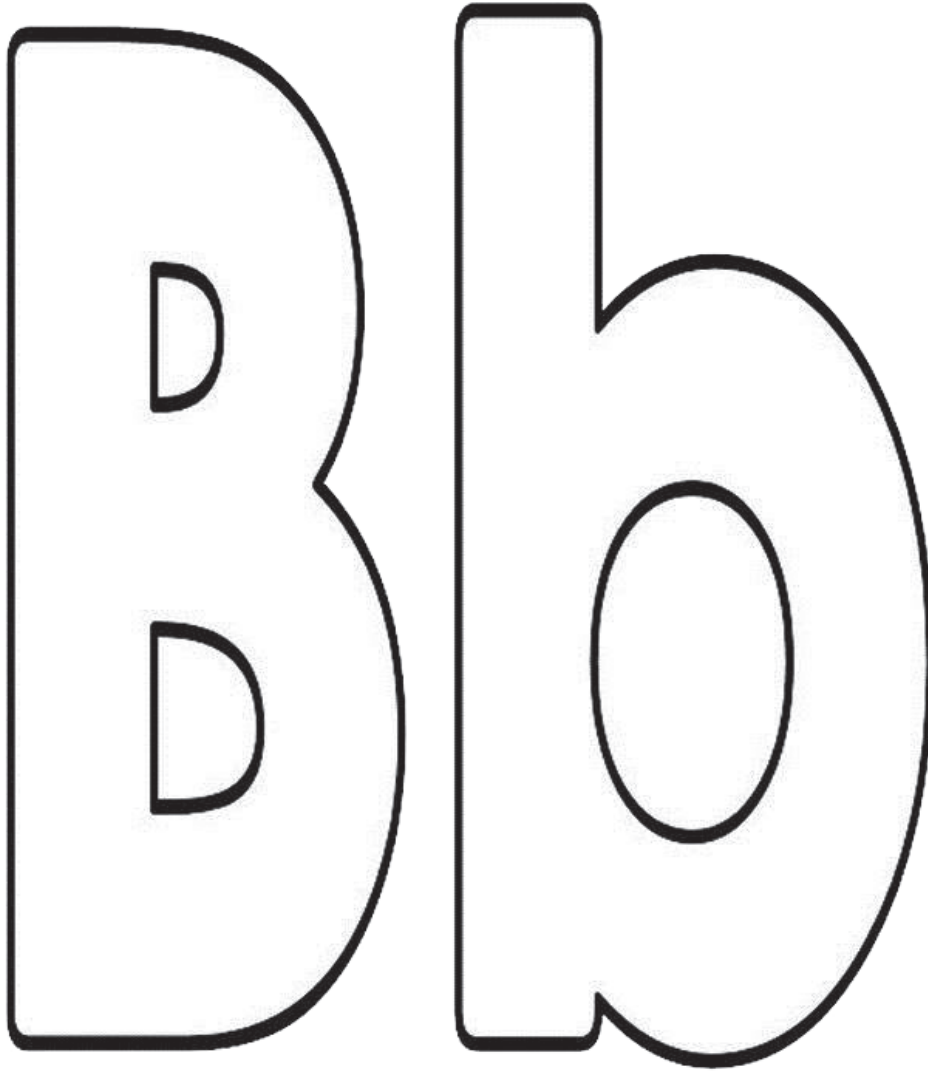
Worksheet

Name: _____

Date: _____

Worksheet for letter B,b

● Colour and Read.



b a n a n a

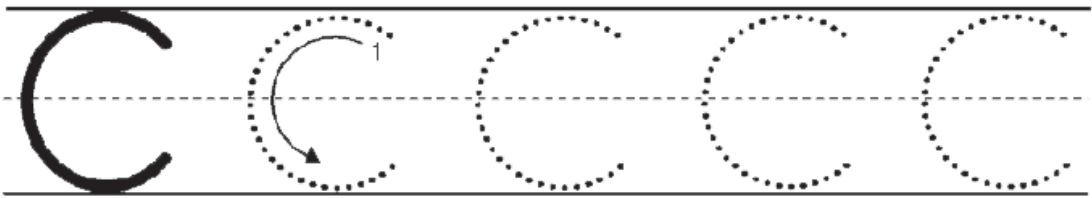

Worksheet

Name: _____

Date: _____

Worksheet for letter C,c

● Colour and Write.



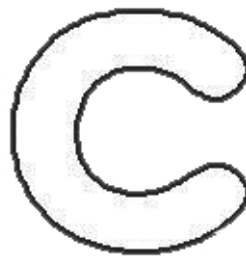
Worksheet

Name:


Date:

Worksheet for letter C,c

● Colour.



car




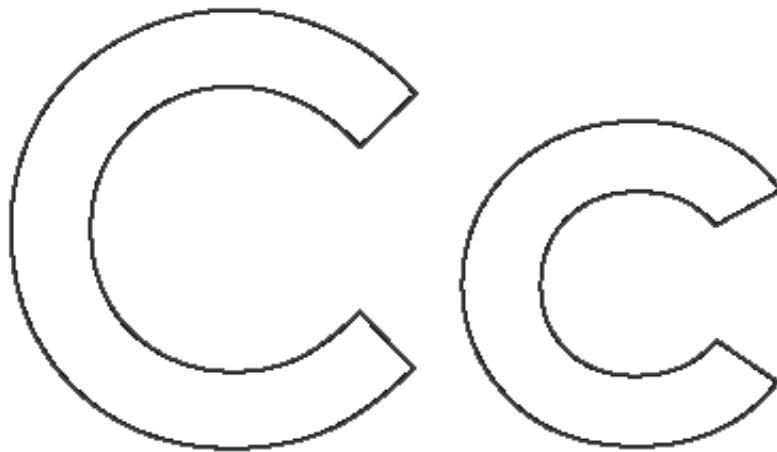
Worksheet

Name:

Date:

Worksheet for letter C,c

● Colour.



cat

Worksheet



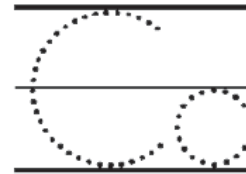
Name: _____

Date: _____

Worksheet for letter C,c

● Colour.

Cc



Worksheet

Name:

Date:

Worksheet for letter C,c

● Colour.

CAKE



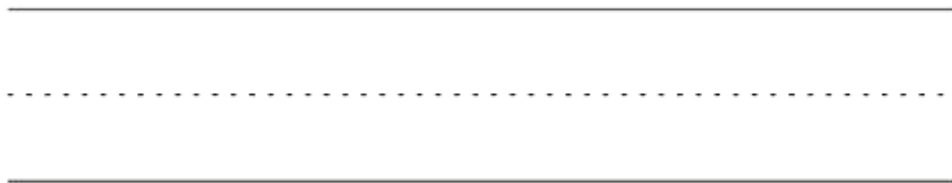
Worksheet

Name:

Date:

Worksheet for letter C,c

● Write the letter C.



Worksheet

Name:

Date:

Worksheet for letter C,c

● Colour.

Cake



Worksheet




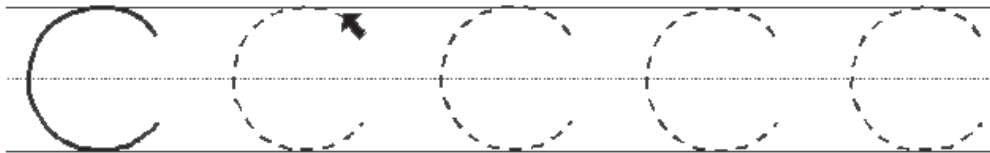
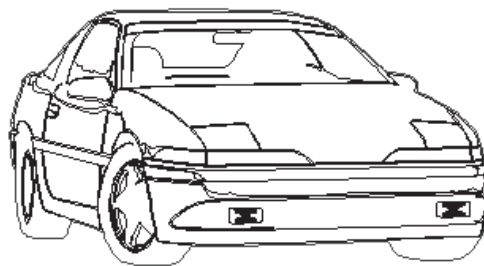
Name: _____

Date: _____

Worksheet for letter C,c

● Colour and Write.

C IS FOR CAR



Worksheet

Name: _____

Date: _____


Worksheet for letter C,c




cat




Write.



Look and colour.



Write the first letter.



I can write ...






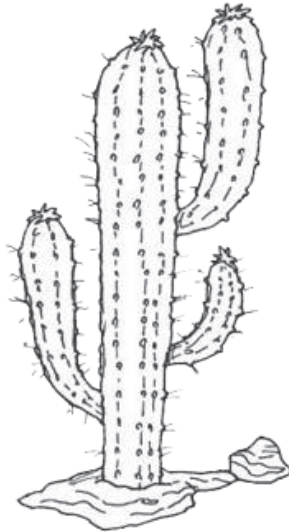
Worksheet

Name:

Date:

Worksheet for letter C,c

● Circle the pictures that start with the letter C.



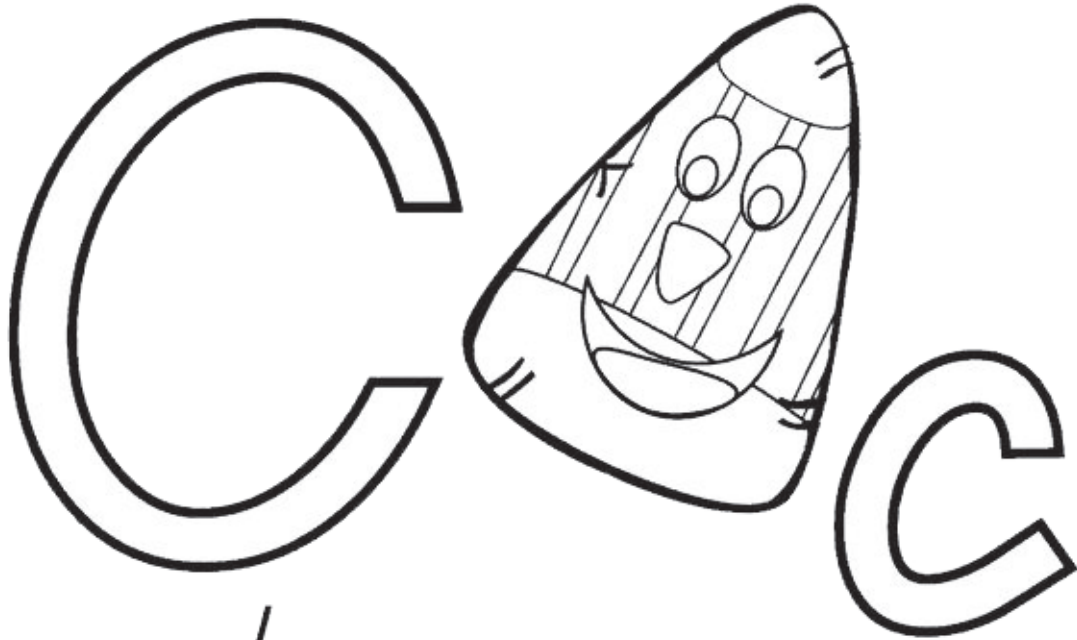
Worksheet

Name: _____

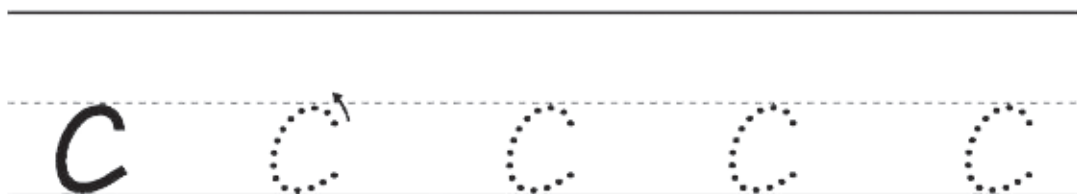
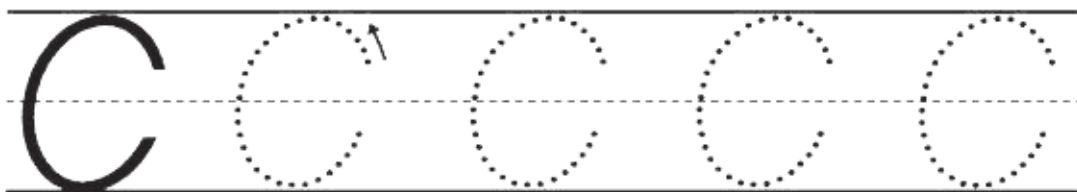
Date: _____

Worksheet for letter C,c

● Colour and write.



candy corn



Worksheet

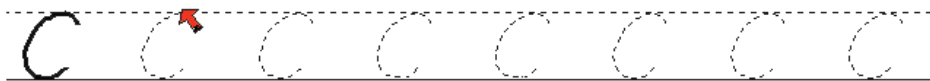
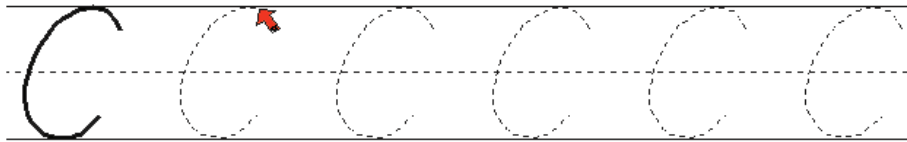

Name:

Date:

Worksheet for letter C,c

○ Write.

**C IS FOR
CAT**




Worksheet

Name:

Date:

Worksheet for letter C,c

○ Circle the letter C , c.




Cow



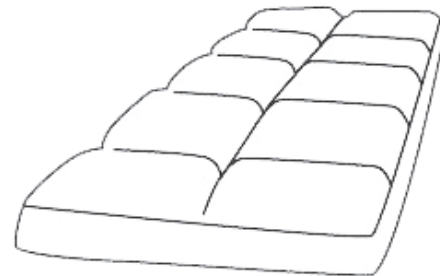
Camel



Cat



Car



Chocolate

Worksheet

Name:

Date:

Worksheet for letter C,c

○ Write.

C c

C

c

C

c

C

c



cats

Worksheet

Name: _____


Date: _____

Worksheet for letter C,c

● Write and Colour.



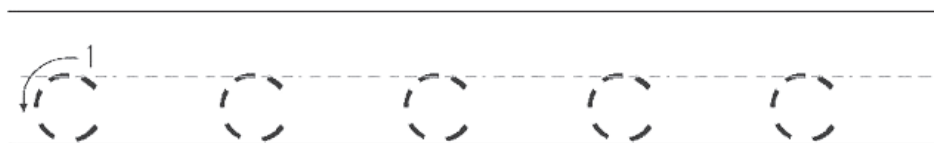
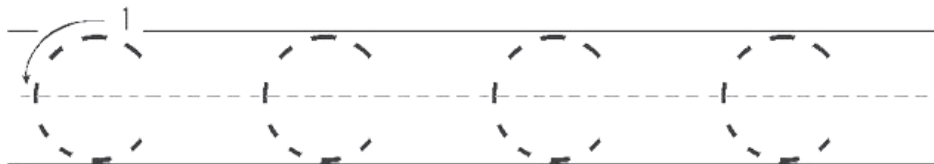
Cow



Cat



Crocodile



Worksheet

Name: _____

Date: _____

Worksheet for letter C,c

○ Write.



Cc



cow



car



cat



heart



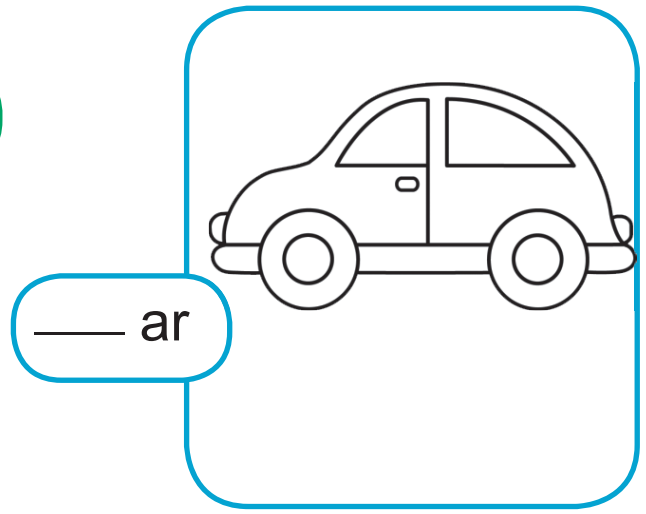
Worksheet

Name: _____

Date: _____

Worksheet for letter C,c

- Fill in the missing letter C then colour them.



Worksheet

Name: _____




Date: _____

Worksheet for letter C,c

- Circle the words that begin with the letter C.

Cow	black	window	chair	paper
Bus	Cat	fork	car	yellow
Tiger	Camel	baby	cup	fire

- Circle the pictures that start with the letter C , then colour them.






Worksheet

Name:

Date:

Worksheet for letter C,c

- Circle around the things that begin C , c.



Worksheet

Name: _____

Date: _____

Worksheet for letter D,d



1

Write.



Tracing practice line for lowercase 'd'. It shows a dotted 'd' with stroke order arrows, followed by a series of dots on a line for independent practice.



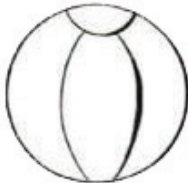
Tracing practice line for uppercase 'D'. It shows a dotted 'D' with stroke order arrows, followed by a series of dots on a line for independent practice.

2

Colour the 'd' words.



dog



ball



doll



door



bus

3

Circle and write.



b c

c ar



b d

_ ike



b d

_ og



c d

_ oll

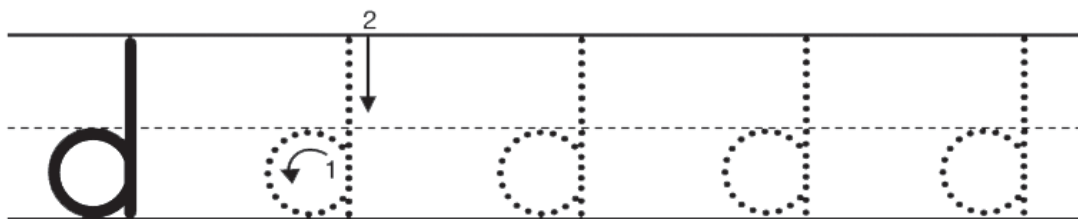
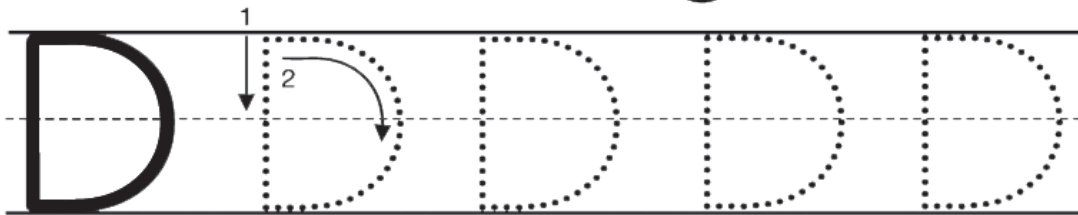

Worksheet

Name: _____

Date: _____

Worksheet for letter D,d

● Colour and Write.







Worksheet

Name: _____

Date: _____

Worksheet for letter D,d

● Colour.

		
		
— Dog —	— Dinosaur —	— Duck —

Worksheet

Name:

Date:

Worksheet for letter D,d

○ Connect the name and the appropriate image.

Door



Dinosaur



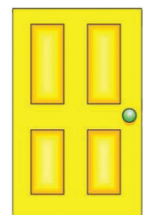
Duck



Dog



Doll






Worksheet

Name: _____

Date: _____

Worksheet for letter D,d

○ Circle around the things that begin D , d.




Worksheet

Name: _____

Date: _____

Worksheet for letter D,d

- Fill in the missing letter D then colour them.



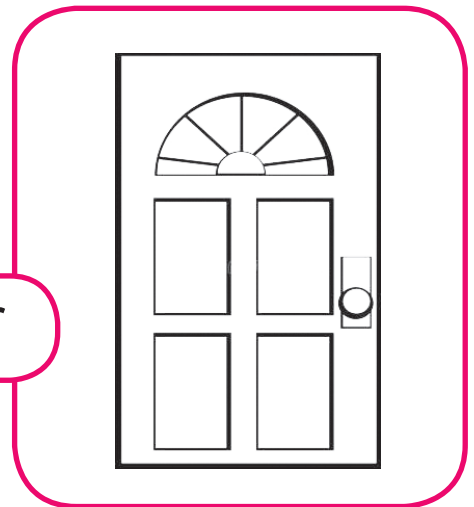
___ uck



___ oll



___ og



___ oor

Worksheet

Name:



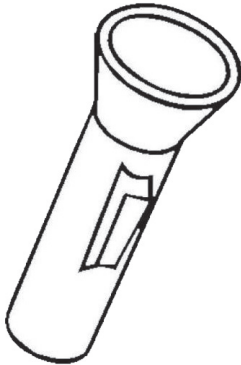
Date:

Worksheet for letter D,d

- Circle the words that begin with the letter D.

Dog zebra door bread glass
Red doll lion Dinosaur pencil
Kitchen Dish Spoon dolphin Bed

- Circle the pictures that start with the letter D , then colour them.



Worksheet

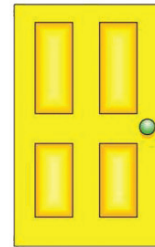
Name: _____

Date: _____

Worksheet for letter D,d

- Cut the words and paste them over the appropriate picture.

Dd



Dinosaur

Doll

Dog

Duck

Drum

Door

Worksheet


Name:

Date:

Worksheet for letter D,d

● Colour.

DANCE



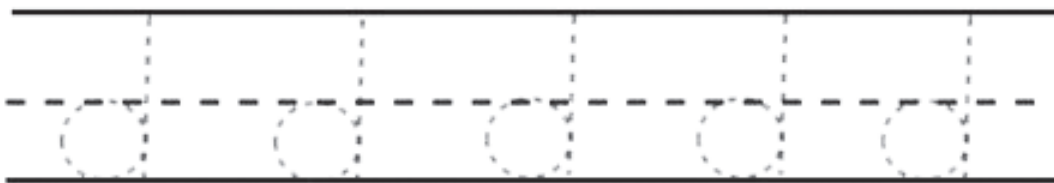
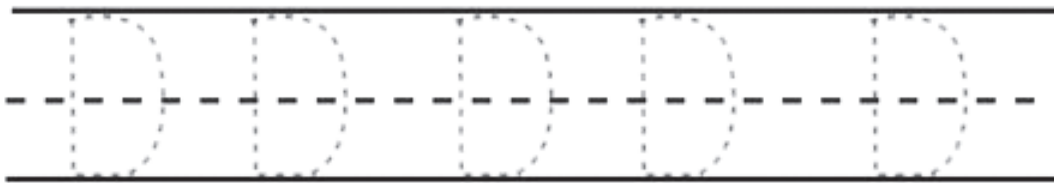

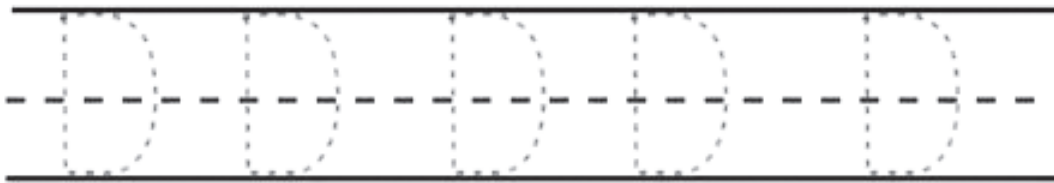
Worksheet

Name: _____

Date: _____

Worksheet for letter D,d

○ Write.



Worksheet


Name:

Date:

Worksheet for letter D,d

● Colour.

Dogs



Worksheet

Name:

Date:

Worksheet for letter D,d

○ Write.

D d

D

d

D

d

D

d



a dog

Worksheet

Name:

Date:

Worksheet for letter D,d

● Colour.



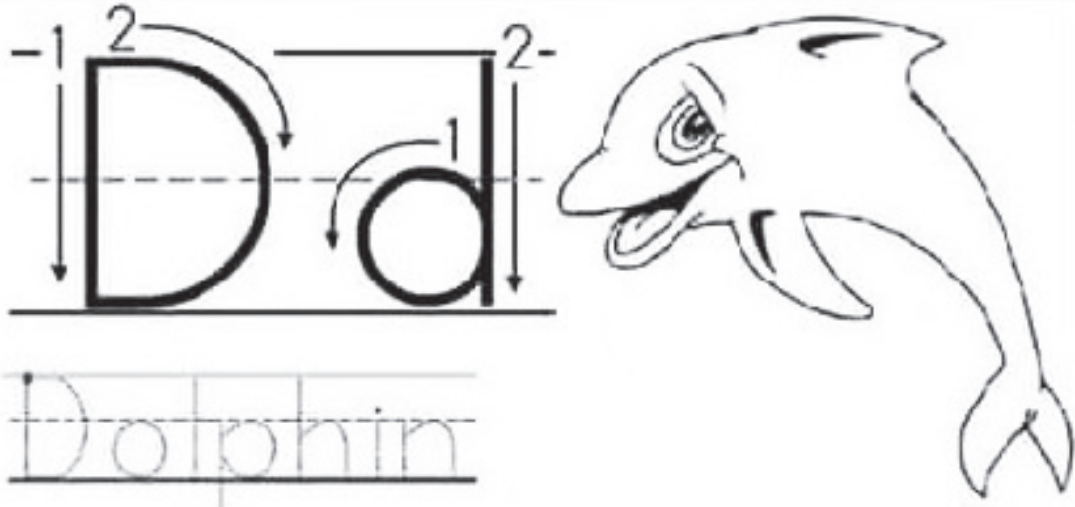
Worksheet

Name: _____


Date: _____

Worksheet for letter D,d

○ Write and Colour.



Dolphin

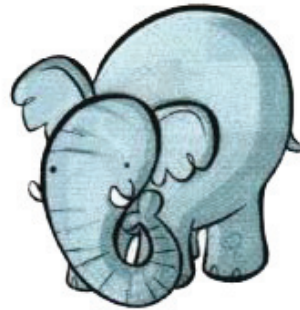


Worksheet

Name: _____

Date: _____


Worksheet for letter E, e



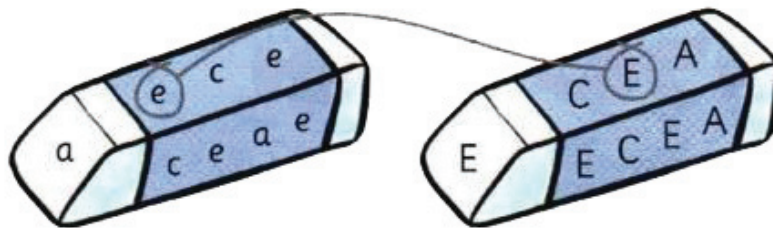
elephant



Write.



Circle and match e and E.



Look, match and write.

pen

eraser

elephant

seven



_ l _ ph _ nt

p e n

s _ v _ n

_ r _ s _ r


Worksheet

Name: _____

Date: _____

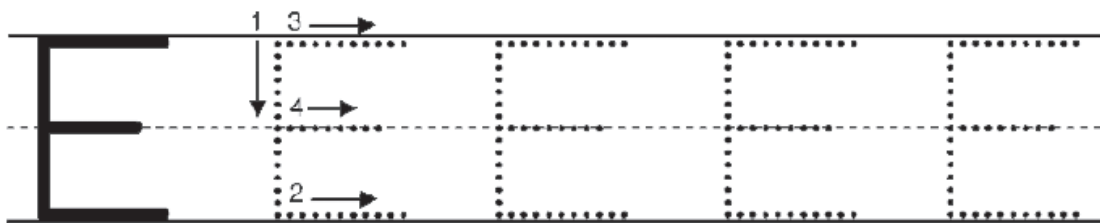
Worksheet for letter E, e

● Colour and Write.



egg

e




Worksheet

Name: _____

Date: _____

Worksheet for letter E,e

● Colour and Write.



Handwriting practice lines for the letter E. Each row consists of a solid top line, a dashed middle line, and a solid bottom line. The first three rows are for uppercase 'E', and the last three rows are for lowercase 'e'. Each row contains three dotted letters for tracing.

Worksheet


Name:

Date:

Worksheet for letter E,e

● Colour.

Ee



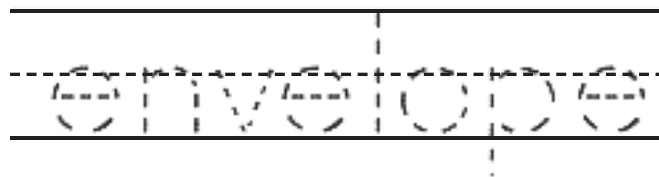




Worksheet

Name: _____

Date: _____

Worksheet for letter E, e

● Colour and Write.



Worksheet


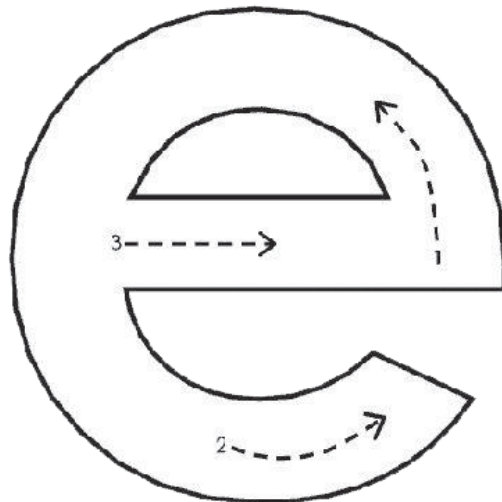
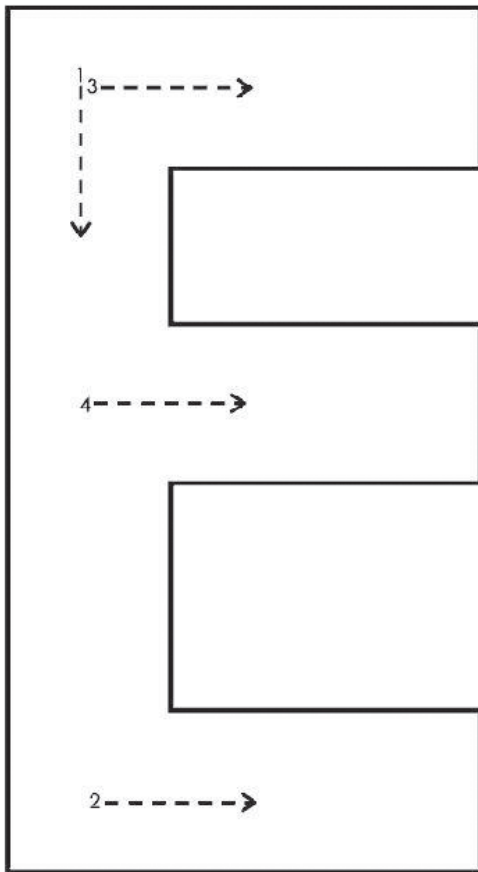
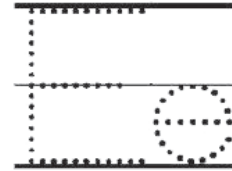
Name: _____

Date: _____

Worksheet for letter E, e

● Colour.

E e (long e)



Worksheet

Name: _____

Date: _____

Worksheet for letter E,e

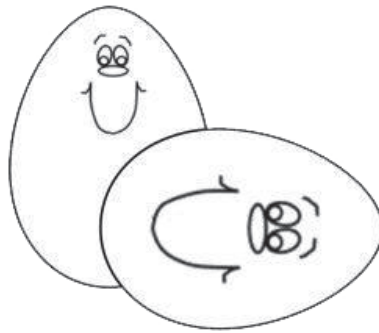
● Colour and Write.

Letter Ee


These pictures begin with the letter **Ee**. Say the name of each out loud and listen for the short vowel **Ee** sound. Color the pictures.



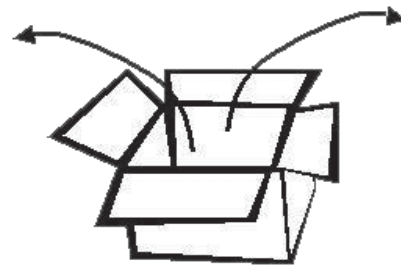
elephant



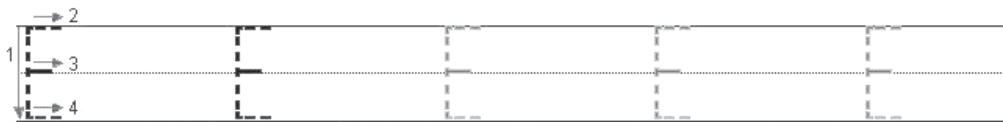
eggs



eleven



empty



Worksheet


Name:

Date:

Worksheet for letter E,e

○ Write.

E



Handwriting practice lines for the letter E. Each line consists of a solid top line, a dashed middle line, and a solid bottom line. The letter 'E' is repeated multiple times in a dotted format for tracing across six rows.

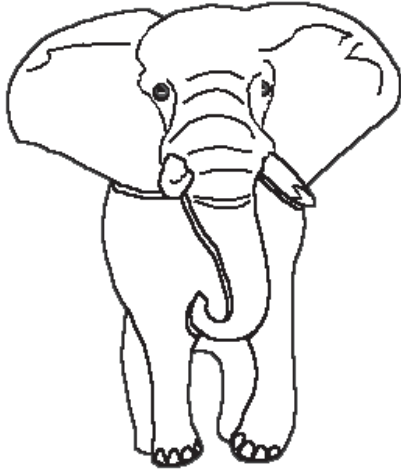
Worksheet

Name: _____

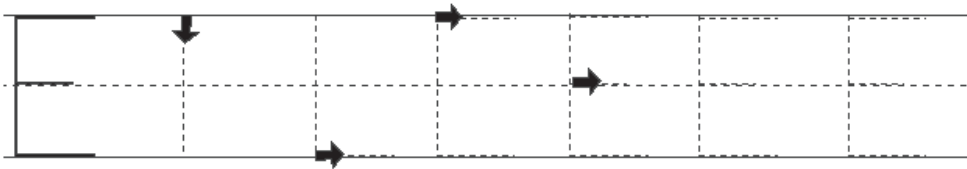
Date: _____

Worksheet for letter E, e

○ Write.



E IS FOR
ELEPHANT



Worksheet

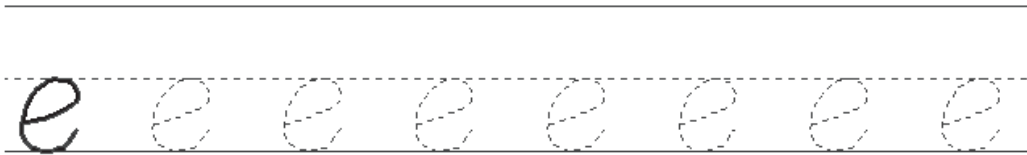
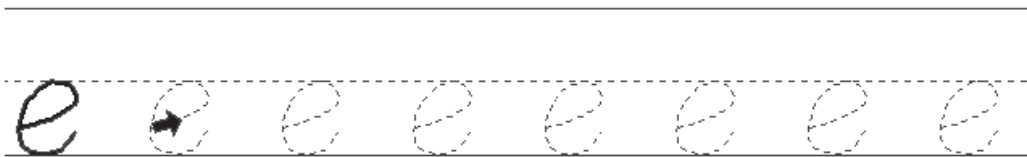
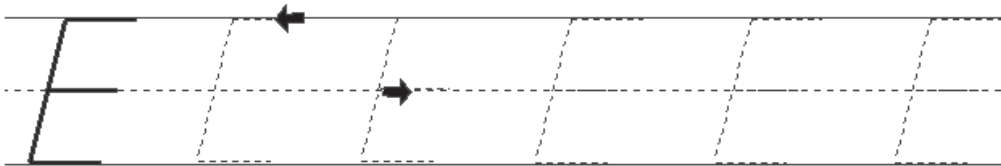

Name: _____

Date: _____

Worksheet for letter E,e

○ Write.

E IS FOR
EGG



Worksheet

Name:

Date:

Worksheet for letter E,e

○ Write.

E e

E


e

E

e

E

e



an elephant

Worksheet

Name:

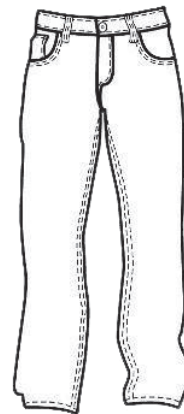

Date:

Worksheet for letter E,e

- Circle the words that begin with the letter E.

Elephant	boy	five	egg	ship
Eleven	white	dish	ear	ink
Hen	Eye	Brown	east	fish

- Circle the pictures that start with the letter E , then colour them.




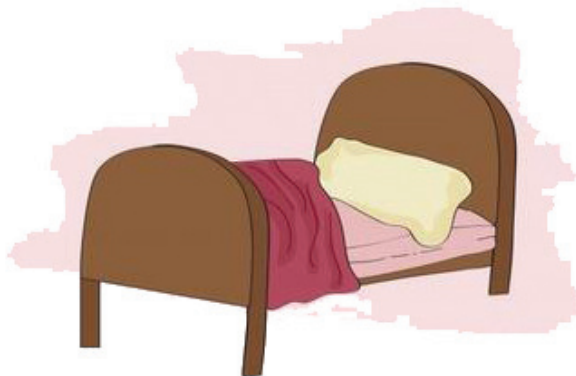



Worksheet

Name:

Date:

Worksheet for letter E, e

- Circle around the things that begin E , e.




Worksheet

Name: _____

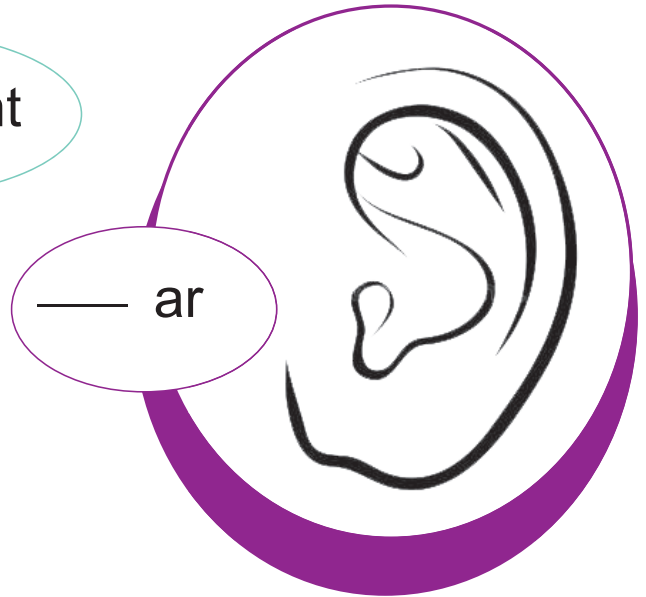
Date: _____

Worksheet for letter E, e

- Circle the words that begin with the letter E.



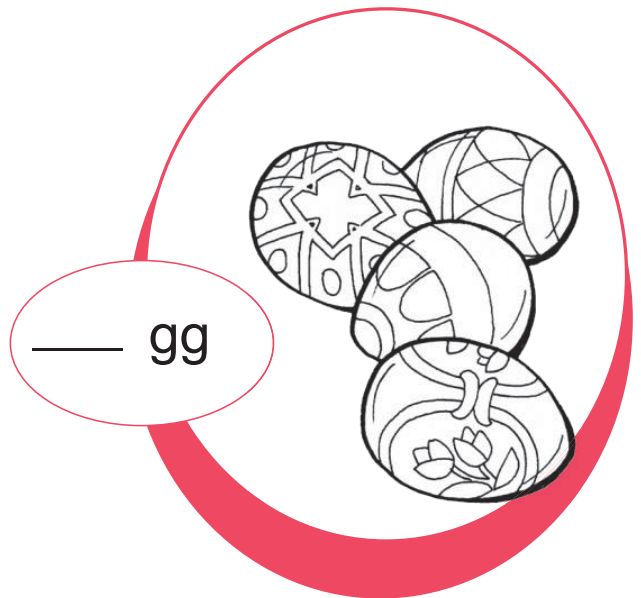
___ lephant



___ ar



___ leven



___ gg


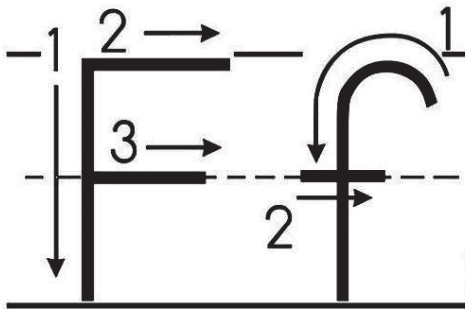
Worksheet

Name: _____


Date: _____

Worksheet for letter F,f

○ Write and Colour.



Fish



Worksheet

Name: _____

Date: _____

Worksheet for letter F,f


○ Write.



fish



Write.



Look and colour.



Write the first letter.



I can write ...



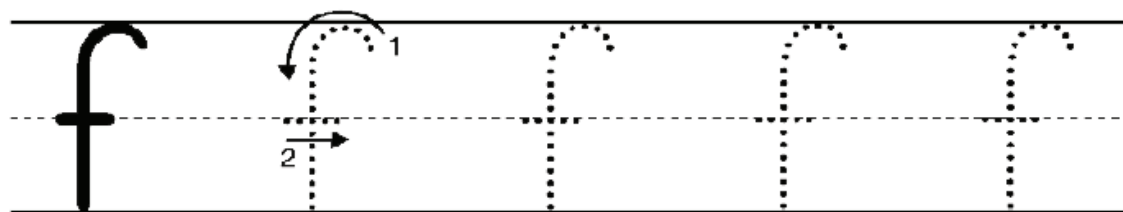
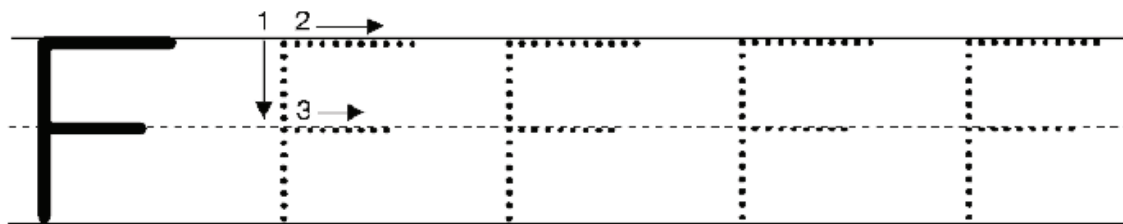

Worksheet

Name: _____

Date: _____

Worksheet for letter F,f

○ Write.



Worksheet

Name: _____

Date: _____

Worksheet for letter F, f

● Write.

giraffe

stuff

soar

ife



Worksheet

Name:

Date:

Worksheet for letter F,f

○ Colour.



Fish

Worksheet

Name:

Date:

Worksheet for letter F,f

● Colour.

F f

father



Worksheet

Name:




Date:

Worksheet for letter F,f

- Circle the words that begin with the letter F.

Front	Follow	eyes	Fish	book
Odd	Far	Further	Friend	plant
Kite	Fork	Four	picture	Farm

- Circle the pictures that start with the letter F , then colour them.






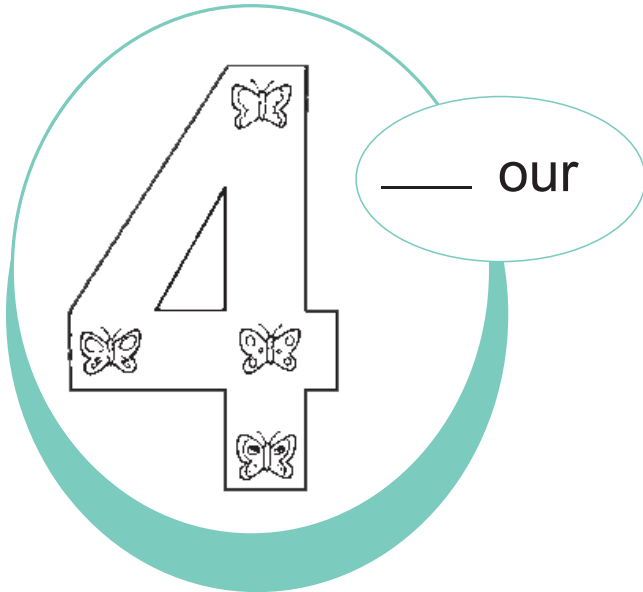
Worksheet

Name: _____

Date: _____

Worksheet for letter F, f

- Fill in the missing letter F then color them.



Worksheet


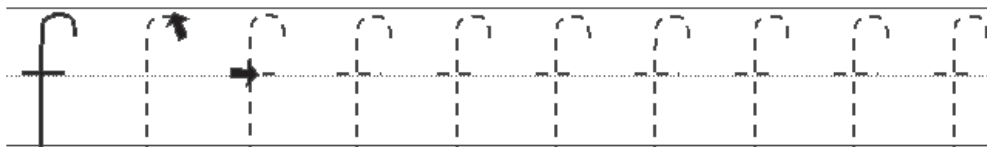

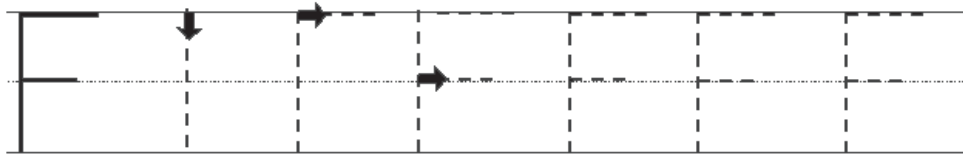
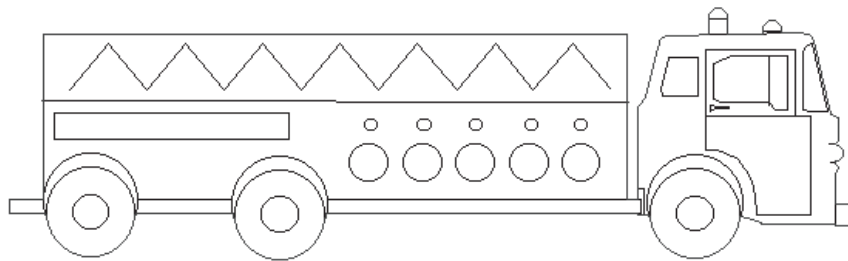
Name: _____

Date: _____

Worksheet for letter F,f

○ Write then colour.

F IS FOR FIRE TRUCK



Worksheet

Name: _____


Date: _____

Worksheet for letter F,f

● Write then colour.

F f

Fire Truck




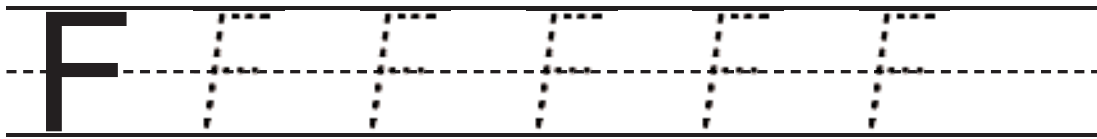
Worksheet

Name: _____


Date: _____

Worksheet for letter F,f


○ Write.



___ an



___ our



___ in



___ ive


Worksheet

Name: _____

Date: _____

Worksheet for letter F,f

○ Write.



fish



frog



snail



fire fighter



Worksheet

Name:

Date:

Worksheet for letter F,f

○ Circle around the things that begin F.



Worksheet

Name:

Date:

Worksheet for letter F,f

○ Write.

Ff

F

f

F

f

F

f



a fox

Worksheet

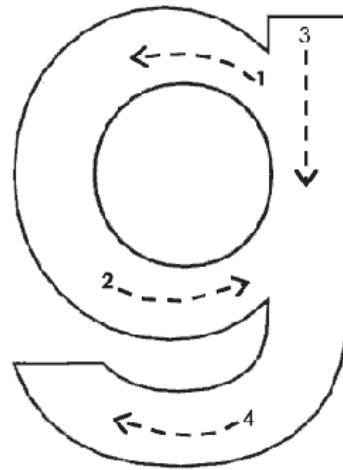
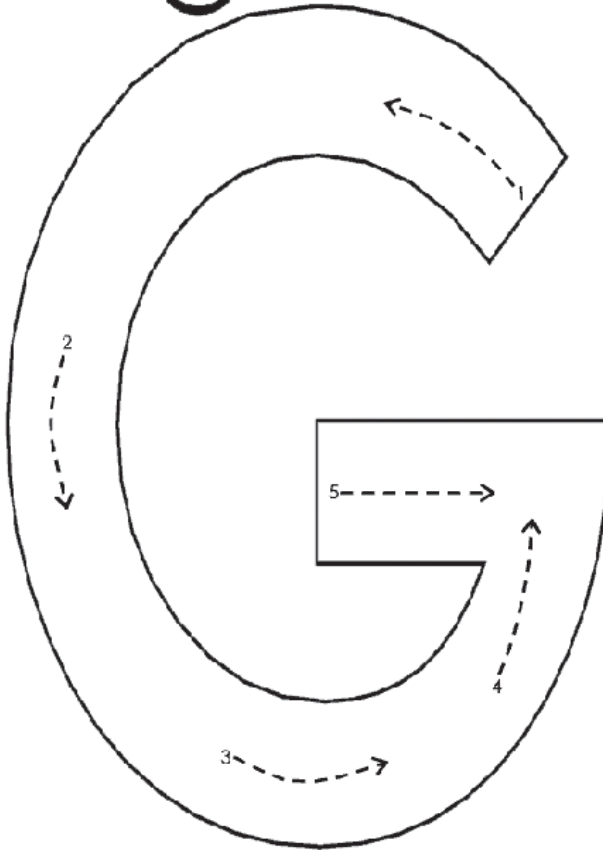
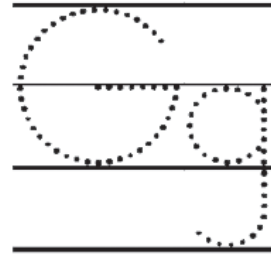
Name: _____

Date: _____

Worksheet for letter G,g

○ Write then colour.

Gg



Worksheet

Name: _____

Date: _____

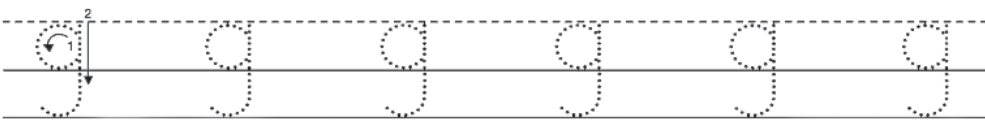
Worksheet for letter G,g

● Write then colour.

Gg



gift



Worksheet

Name:

Date:

Worksheet for letter G,g

● Colour.



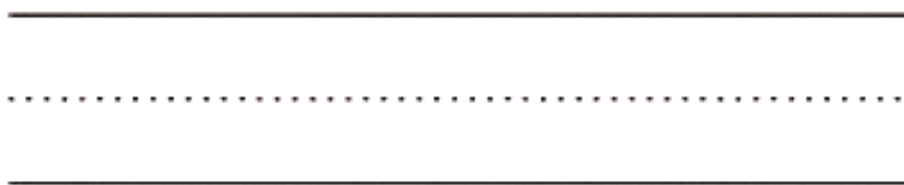
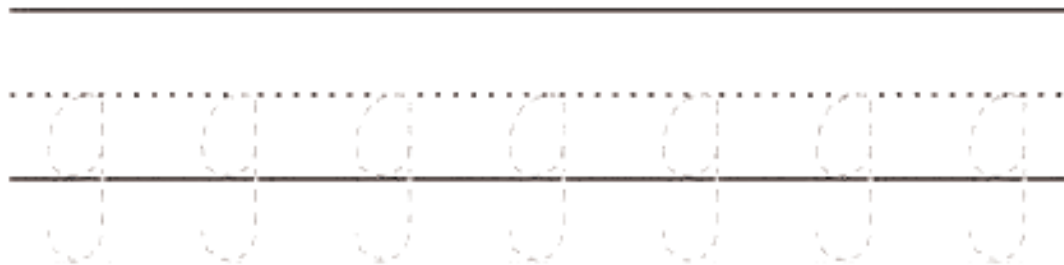
Worksheet

Name: _____

Date: _____

Worksheet for letter G,g

○ Write.




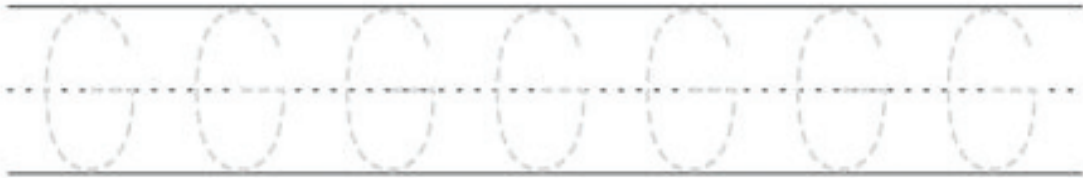
Worksheet

Name: _____

Date: _____

Worksheet for letter G,g

○ Write.



Worksheet

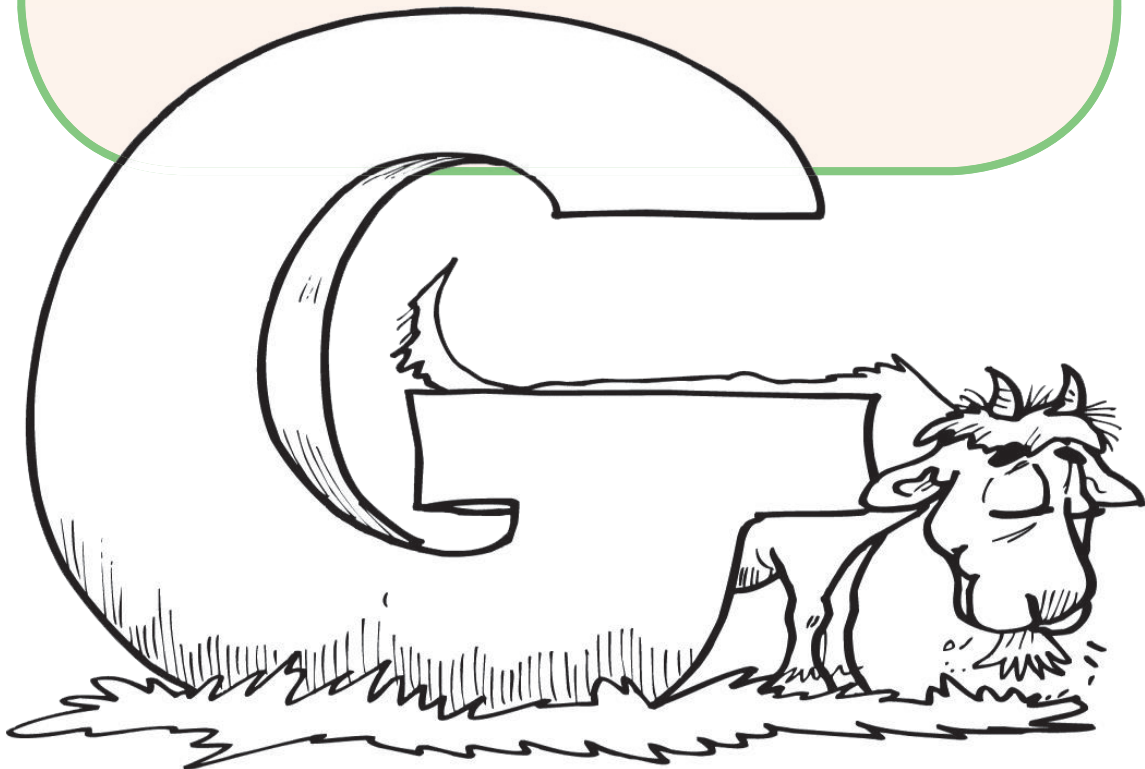
Name: _____

Date: _____

Worksheet for letter G,g

- Circle the letter G , g then colour.

F	g	j	q	n	m
G	z	v	x	b	q
V	g	t	G	K	i



Worksheet

Name:



Date:

Worksheet for letter G,g

- Circle the words that begin with the letter G.

Giraffe	team	rain	gift	garden
Guide	group	touch	great	pig
Phone	grow	Lamb	green	goose

- Circle the pictures that start with the letter G , then colour them.



Worksheet


Name: _____

Date: _____

Worksheet for letter G,g

- Fill in the missing letter G then colour them.

___ oat




___ arden



___ orilla



___ irl





Worksheet

Name: _____

Date: _____

Worksheet for letter G,g

○ Circle around the things that begin G.



Worksheet


Name: _____

Date: _____

Worksheet for letter H,h

- Fill in the missing letter H then colour them.

___ en




___ orse



___ at



___ eart



Worksheet

Name:



Date:

Worksheet for letter H,h

- Circle the words that begin with the letter H.

House him check item horse
Hour fix home knowledge horn
People hat red hose helicopter

- Circle the pictures that start with the letter H , then colour them.




Worksheet

Name:

Date:

Worksheet for letter H,h

- Circle around the things that begin H.



Worksheet

Name:

Date:

Worksheet for letter H,h

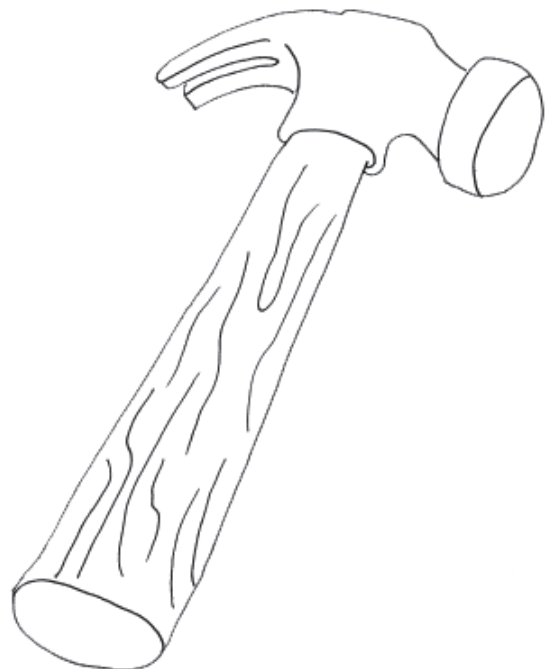
○ Write.

horse

hammer

home

hot



Worksheet

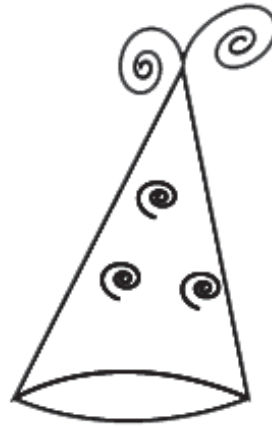
Name: _____

Date: _____

Worksheet for letter H,h

● Write.

H Hat



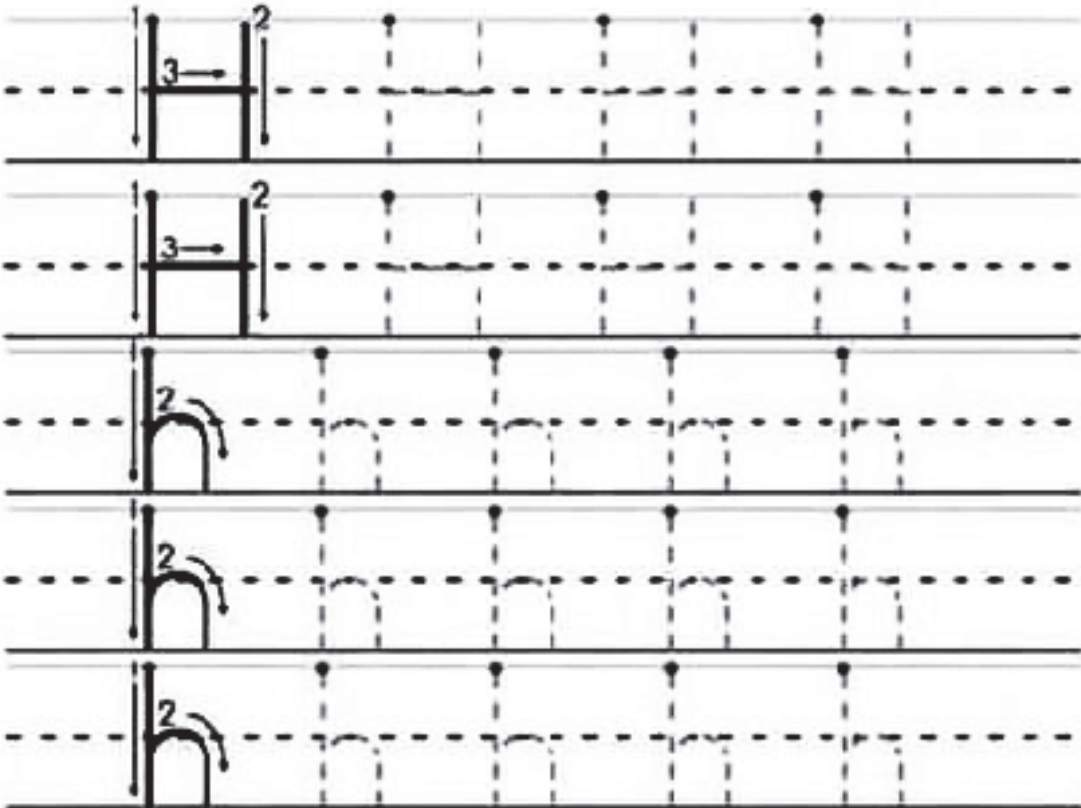
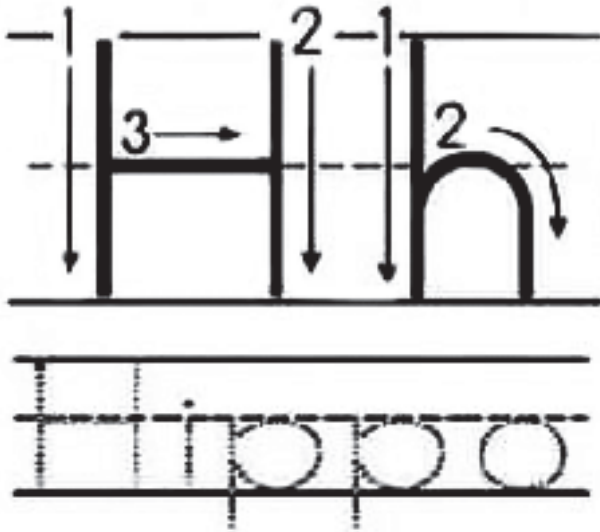
Worksheet

Name: _____

Date: _____

Worksheet for letter H,h

○ Write.




Worksheet

Name:

Date:

Worksheet for letter H,h

● Colour.



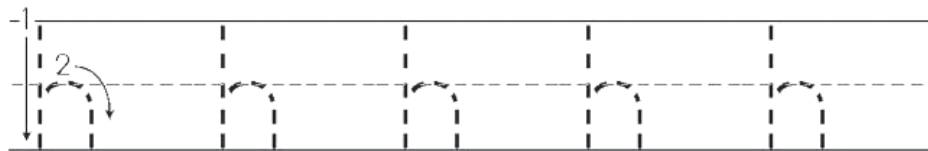
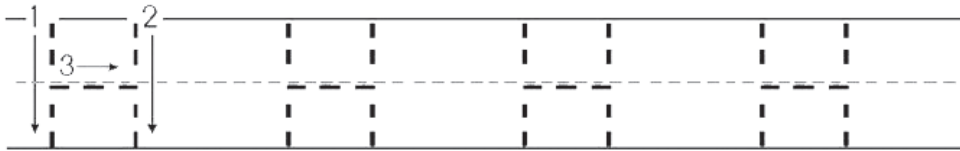

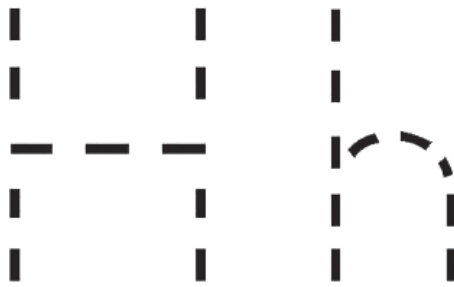
Worksheet

Name: _____

Date: _____

Worksheet for letter H,h

○ Write.



Worksheet

Name: _____

Date: _____

Worksheet for letter H,h

○ Write.



What can you think of that begins with the letter **H**?



Worksheet

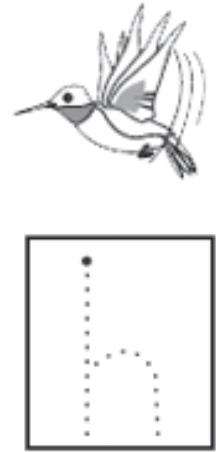
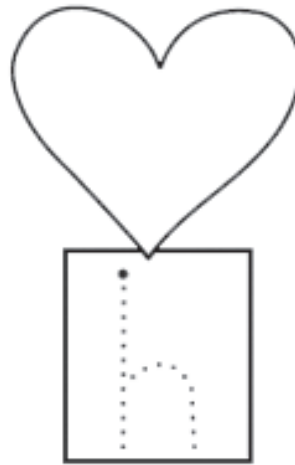

Name: _____

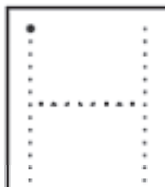















Date: _____

Worksheet for letter H,h

● Write and Colour.

Hh is for  .



Worksheet

Name: _____

Date: _____

Worksheet for letter H,h

● Colour and Read.

Hh




Helicopter




Hen



Hat



Horse



House

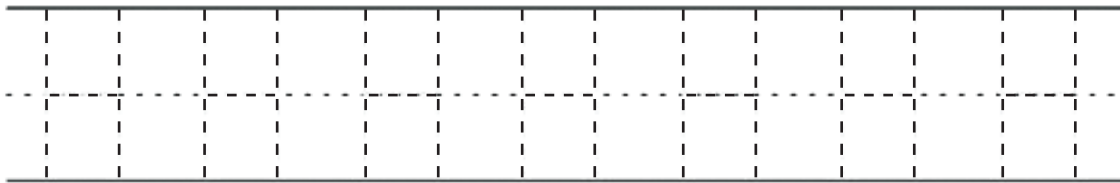
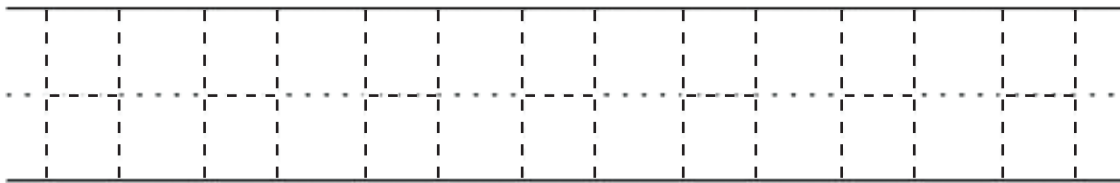
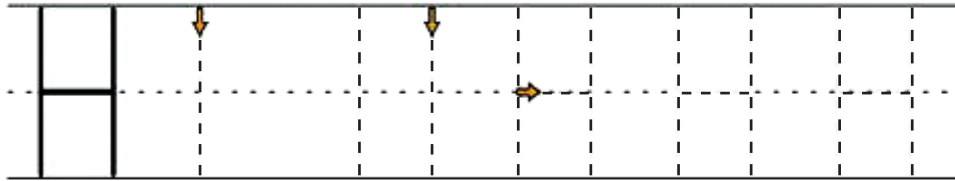
Worksheet

Name: _____

Date: _____

Worksheet for letter H,h

○ Write.



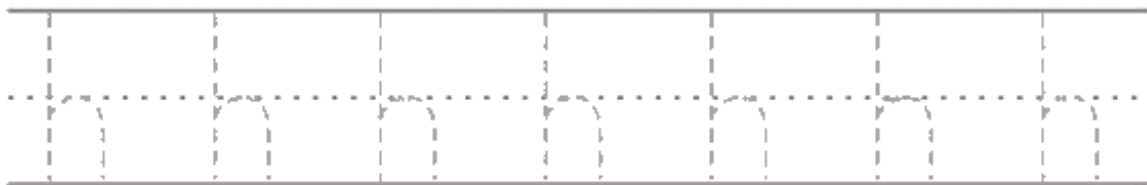
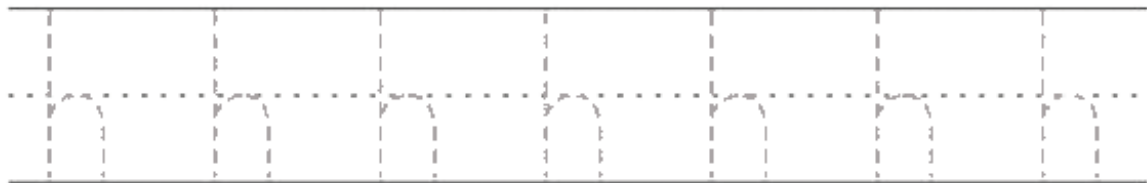
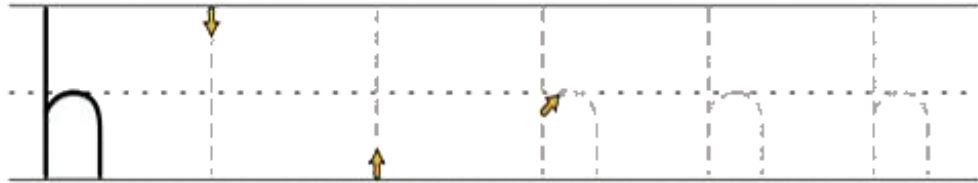
Worksheet

Name:

Date:

Worksheet for letter H,h

○ Write.







Worksheet

Name: _____

Date: _____

Worksheet for letter H,h

- Cut the letter H down and put it in front of the words that begin with it.



Worksheet


Name:

Date:

Worksheet for letter H,h

- Circle the letter H , h.

G	j	h	a	o
H	N	q	b	e
F	h	a	H	V
H	C	h	y	s



Worksheet

Name: _____

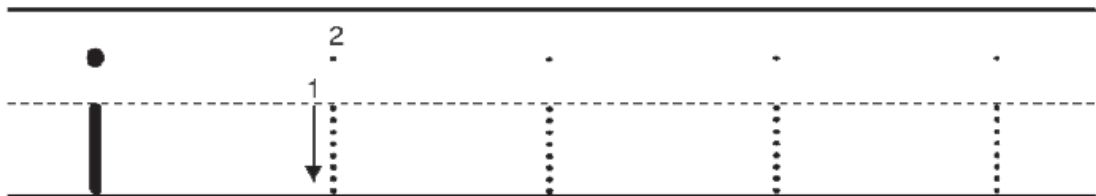
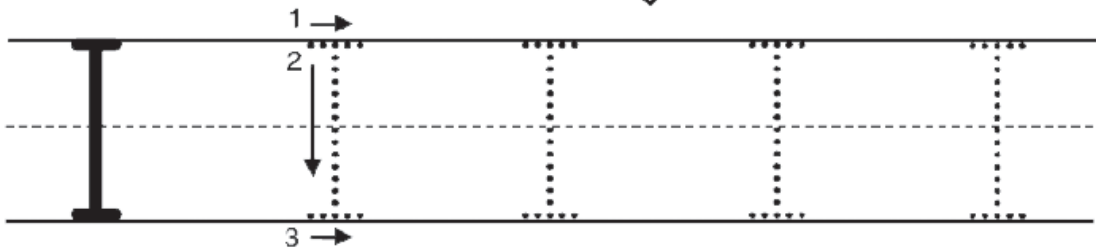

Date: _____

Worksheet for letter I,i

○ Write and colour.



ice cream



Worksheet

Name:

Date:

Worksheet for letter I,i

● Colour.

I i

ice cream



Worksheet

Name:

Date:

Worksheet for letter I, i

○ Circle the letter I , i.

D I O b z
l a i x q
l v i n i
M i L l e

I i igloo



Worksheet

Name:

Date:

Worksheet for letter I,i

- Circle around the things that begin I.



Worksheet

Name:


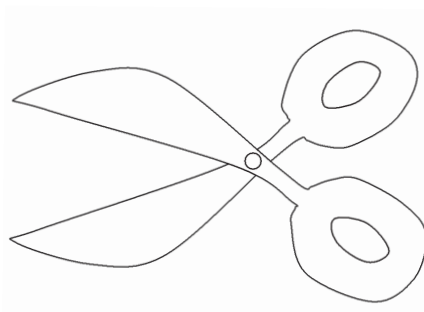

Date:

Worksheet for letter I, i

- Circle the letter I , i.

Item	intelligent	sour	in	pretzel
Ink	inset	track	insect	ice
Balloon	igloo	inch	orange	itch

- Circle the pictures that start with the letter I , then colour them.



Worksheet

Name: _____

Date: _____

Worksheet for letter I, i

- Fill in the missing letter I then colour them.

____ ce



____ nsect



____ ron



____ gloo



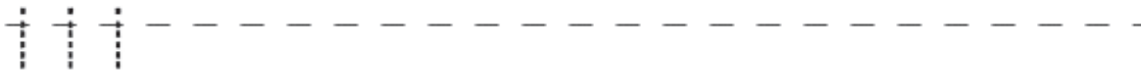

Worksheet

Name: _____

Date: _____

Worksheet for letter I,i

○ Write.



Worksheet

Name: _____

Date: _____

Worksheet for letter I,i

○ Write.

A large tracing guide for the letter 'I' and 'i'. It shows a solid uppercase 'I' and a dashed lowercase 'i' on a three-line grid. To the right, a dashed box contains a line drawing of an iguana, the word 'iguana' in dashed lowercase letters, and a dashed lowercase 'i' on a three-line grid.

I I I I I I

I I I I I I

I I I I I I

i i i i i i

i i i i i i

Worksheet





Name: _____

Date: _____

Worksheet for letter J,j

○ Write.

Jj is for



Below each illustration is a box containing a dotted letter 'j' for tracing.

J	J	.	.	J	J	.	.
J	J	.	.	J	J	.	.

Worksheet


Name:

Date:

Worksheet for letter J,j

● Colour.

JUGGLE



Worksheet

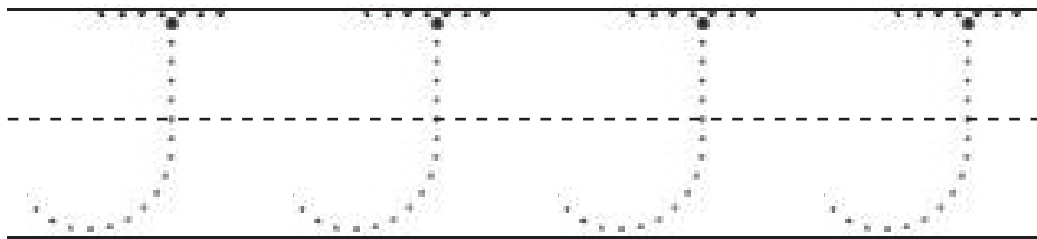
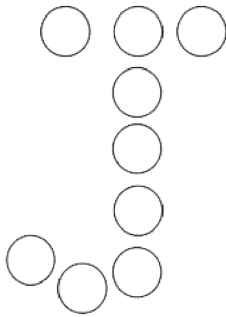
Name: _____

Date: _____

Worksheet for letter J,j

● Write and colour.

Jam



Worksheet

Name:




Date:

Worksheet for letter J,j

○ Write.



J j



jar



juice



tiger



jellyfish


Worksheet

Name: _____

Date: _____

Worksheet for letter J,j

- Find the letter J , j.



is for
jellyfish



Worksheet

Name: _____

Date: _____

Worksheet for letter J,j

○ Write.



Handwriting practice lines for the letter J. Each row consists of a solid top line, a dashed middle line, and a solid bottom line. The first three rows each contain three dashed uppercase 'J's for tracing. The next three rows each contain three dashed lowercase 'j's for tracing.


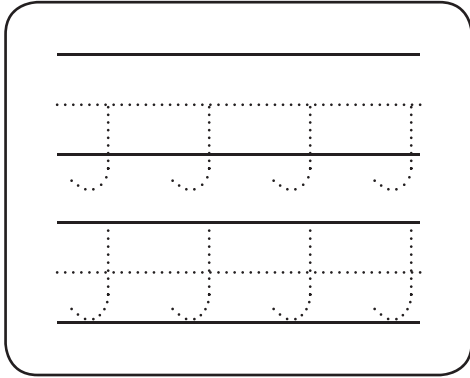
Worksheet

Name: _____

Date: _____

Worksheet for letter J,j



● Write.



Color



jellyfish



Worksheet

Name:

Date:



Worksheet for letter J,j

○ Write.

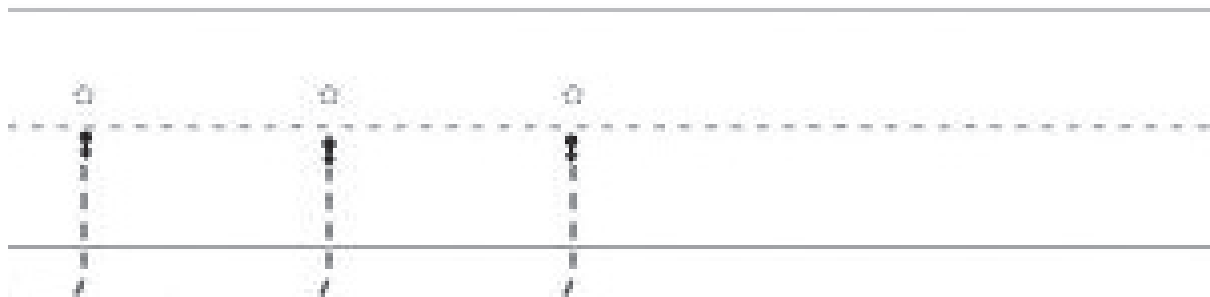
1- Circle the lowercase letter j in the sentence below.

The jam was in the jar.

2- Draw a line starting from the dot following the direction of the arrow.



3- Trace the lowercase letter j on the lines below, then write it yourself.



Worksheet

Name: _____

Date: _____

Worksheet for letter J,j

○ Write.



_____et

Four sets of handwriting practice lines. Each set consists of a solid top line, a dashed red middle line, and a solid bottom line. The first set has a dotted lowercase letter 'j' at the beginning for tracing. The other three sets are blank for independent practice.

Worksheet

Name: _____

Date: _____

Worksheet for letter J,j

○ Write.



____ar

Four sets of handwriting practice lines. Each set consists of a solid top line, a dashed middle line, and a solid bottom line. The first set has a dotted uppercase letter 'J' on the left for tracing. The remaining three sets are blank for independent practice.

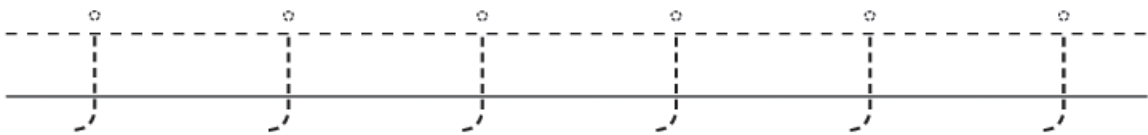
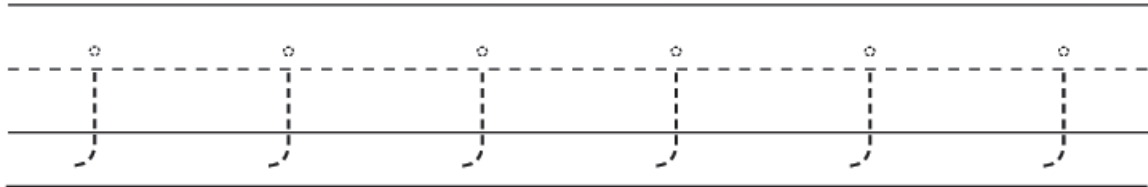
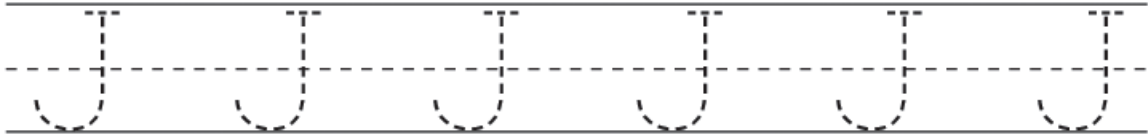
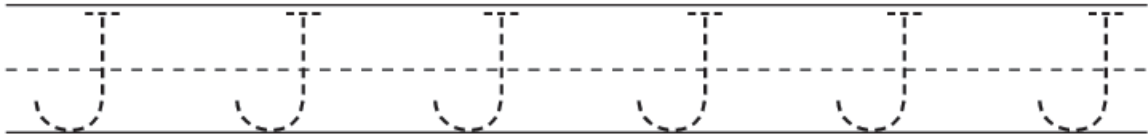
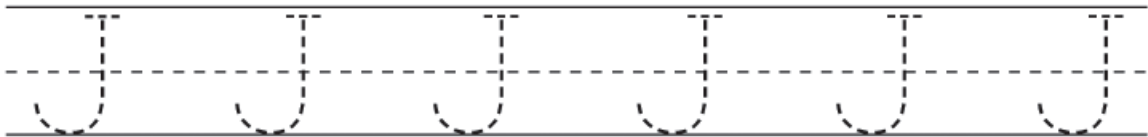

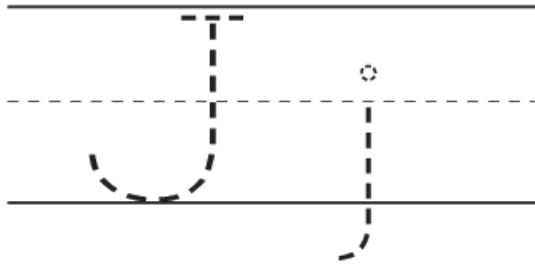
Worksheet

Name: _____

Date: _____

Worksheet for letter J,j

○ Write.




Worksheet

Name: _____

Date: _____

Worksheet for letter J,j

○ Write.





Worksheet

Name: _____


Date: _____

Worksheet for letter J,j

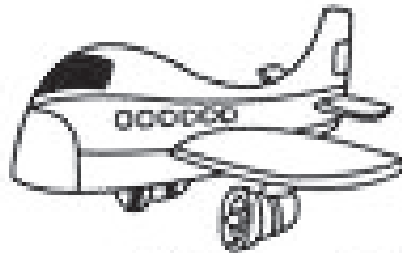
○ Write.



jar



jellyfish



jet



jacket

jacket
jog

jungle
job

joke
jug

joy
juice

Worksheet

Name:

Date:

Worksheet for letter J,j

- Circle the letter J , j.

A r f j o x
j m w t J K
b j a z J Q




Worksheet

Name: _____

Date: _____

Worksheet for letter J,j

- Circle around the things that begin J.



Worksheet

Name: _____



Date: _____

Worksheet for letter J,j

- Circle the words that begin with the letter J.

Jump jelly foot joun cack
Far jar insect joke jacket
Jug seven step Jupiter red

- Circle the pictures that start with the letter J , then colour them.



Worksheet


Name: _____

Date: _____

Worksheet for letter J,j

- Fill in the missing letter J then colour them.

___ ellyfish



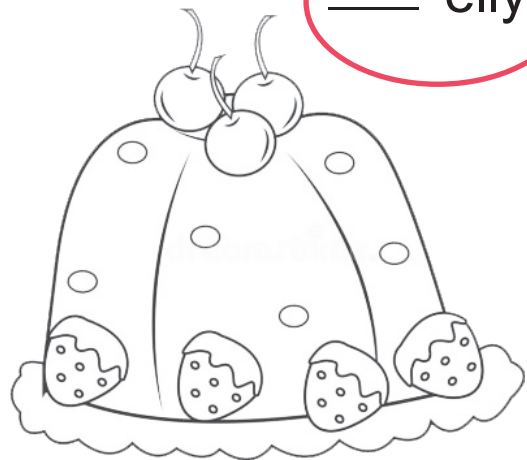
___ ug



___ ar



___ elly



Worksheet



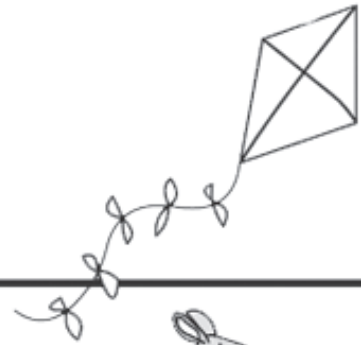
Name: _____

Date: _____

Worksheet for letter K , k

● Write and colour.

Kk is for _____.



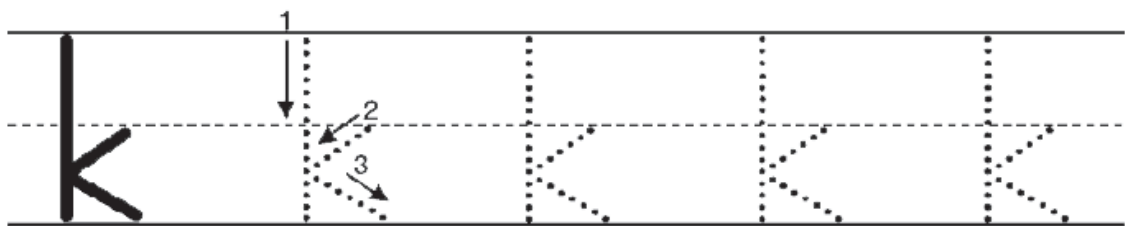
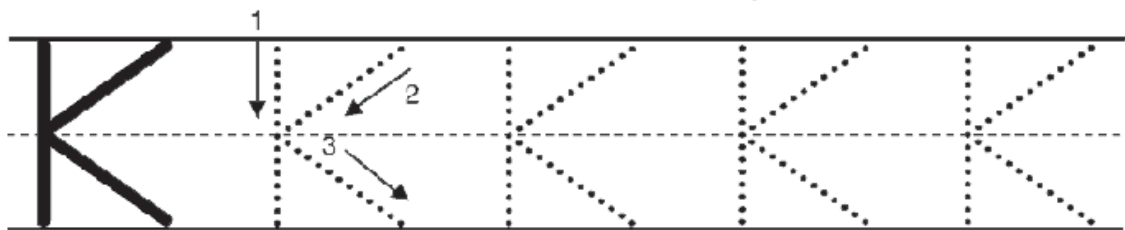
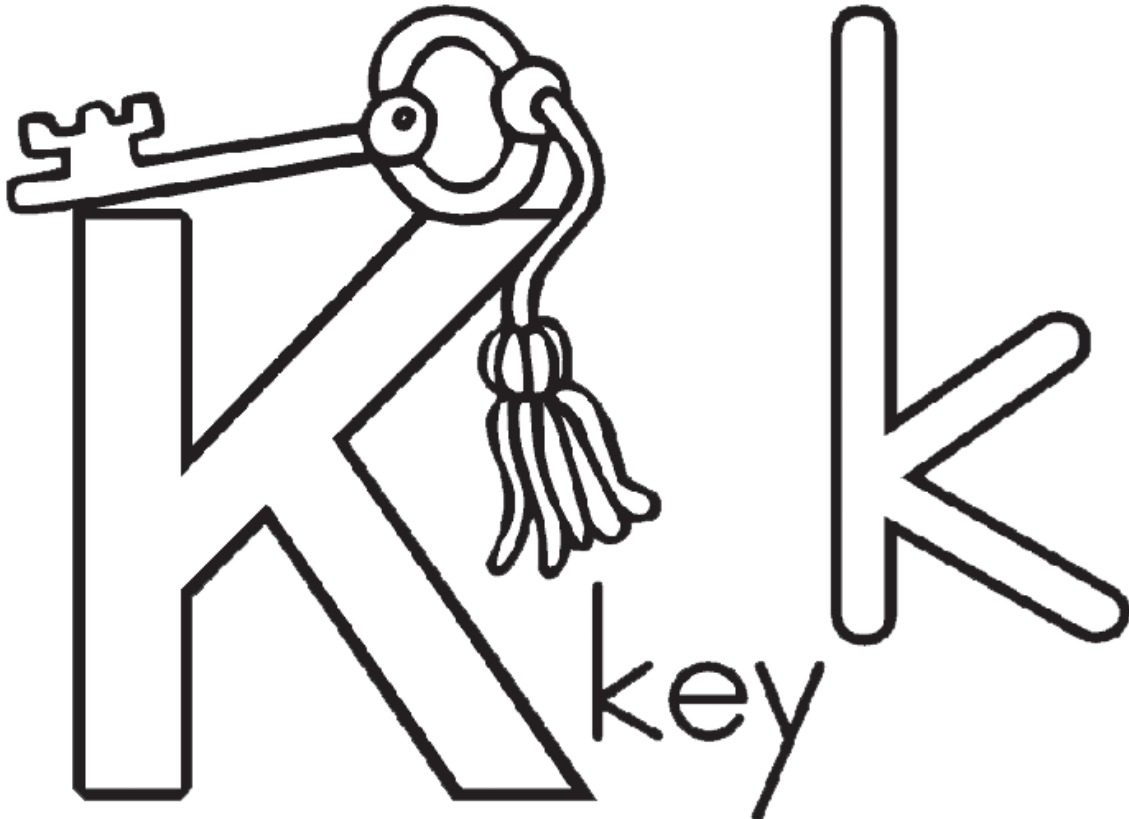
Worksheet

Name: _____

Date: _____

Worksheet for letter K , k

○ Write and colour.






Worksheet

Name: _____

Date: _____

Worksheet for letter K , k

● Write and colour.



Worksheet

Name:

Date:

Worksheet for letter K , k

○ Write and colour.

kangaroo

kooia

kite

key



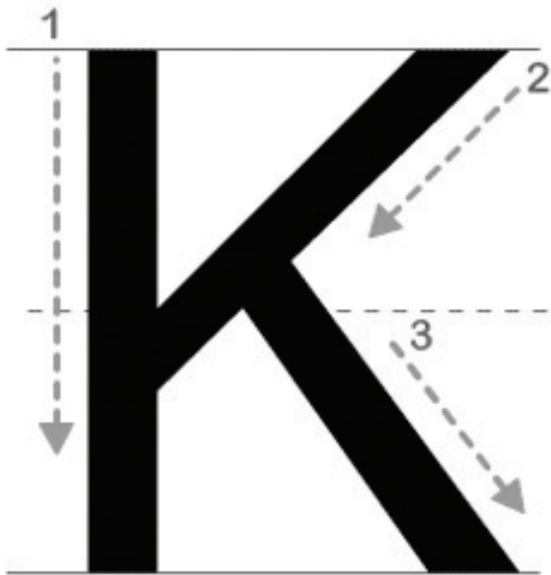
Worksheet

Name: _____

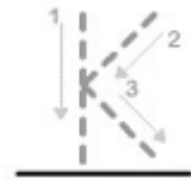
Date: _____

Worksheet for letter K , k

● Write and colour.



ite



ey



ick



ing

Worksheet

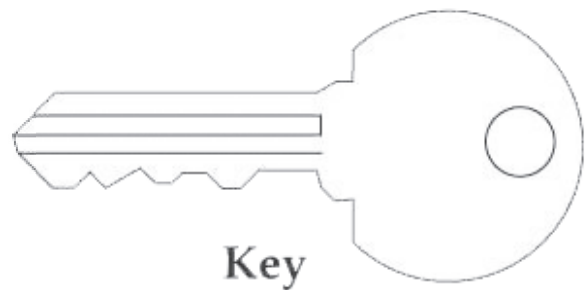
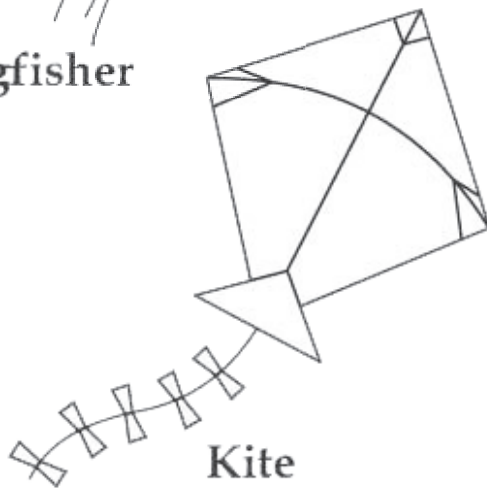

Name: _____

Date: _____

Worksheet for letter K , k

● Colour.

Kk



Worksheet


Name:

Date:

Worksheet for letter K , k

● Colour.

K k for Key



K K K K K


Worksheet

Name: _____

Date: _____

Worksheet for letter K , k


● Colour.



Key



kitten



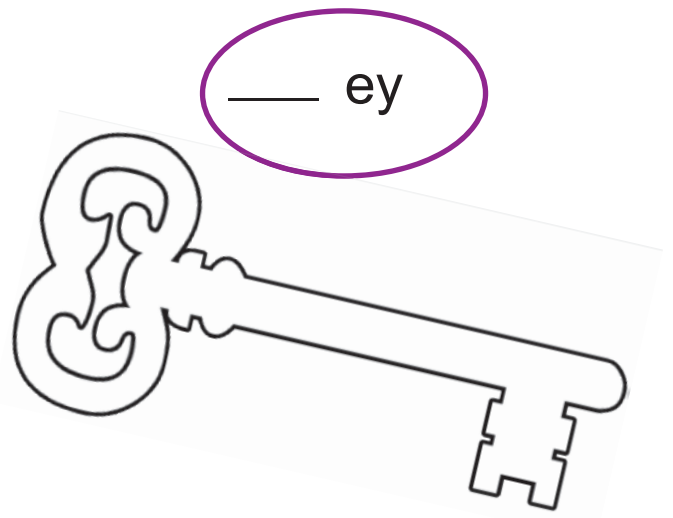
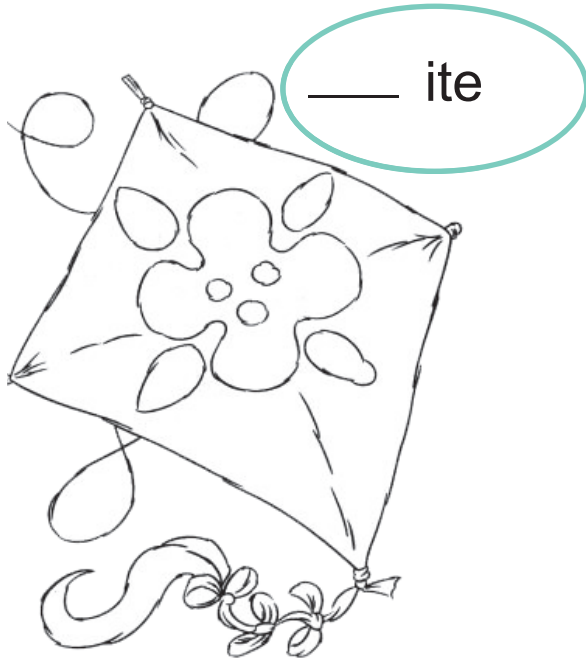
Worksheet

Name: _____

Date: _____

Worksheet for letter K , k

- Fill in the missing letter k then colour them.




Worksheet

Name: _____

Date: _____

Worksheet for letter K , k

- Circle around the things that begin K.



Worksheet

Name:



Date:

Worksheet for letter K , k

- Circle the words that begin with the letter K.

Key **violin** **kangaroo** **zero** **Kite**
Kitchen **simple** **karate** **King** **top**
Kind **pebble** **ketchup** **sorry** **Kitten**

- Circle the pictures that start with the letter J , then colour them.



Worksheet

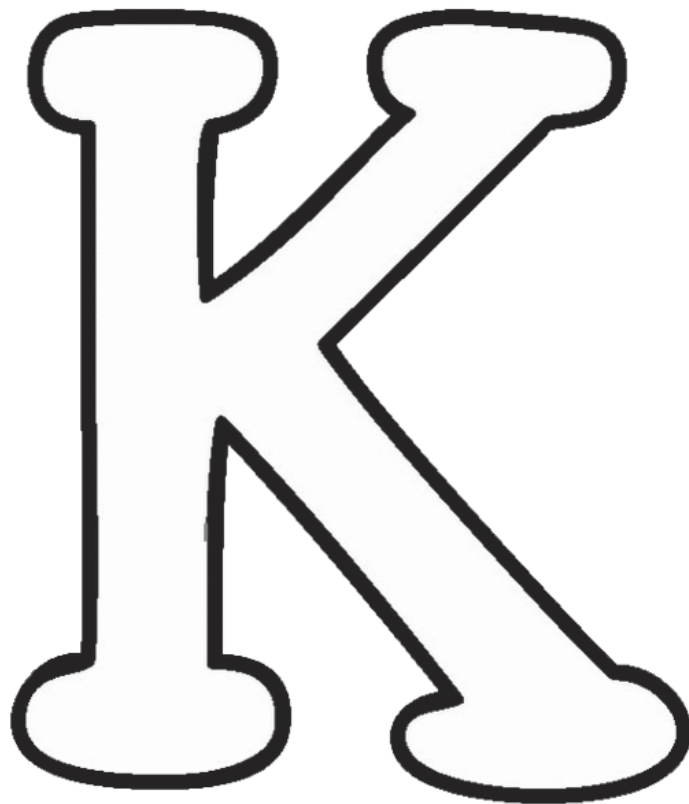
Name:

Date:

Worksheet for letter K , k

○ Circle the letter K , k.

A	k	e	t	u	l	m
K	b	n	c	k	z	K
X	s	d	q	y	n	l



Worksheet

Name:

Date:

Worksheet for letter L , l

- Circle the letter L , l.

a l t u n L b
z m b l q X L
l c f G p L e



LETTER L

Worksheet

Name:



Date:

Worksheet for letter L , l

- Circle the words that begin with the letter L.

Lion juice one Lemon Swing
Computer cloud London paper lamp
Haney look ocean Lizard queen
Wash bottle adder spoon six

- Circle the pictures that start with the letter L, then colour them.




Worksheet

Name: _____

Date: _____

Worksheet for letter L , l

- Circle around the things that begin L.




Worksheet

Name: _____

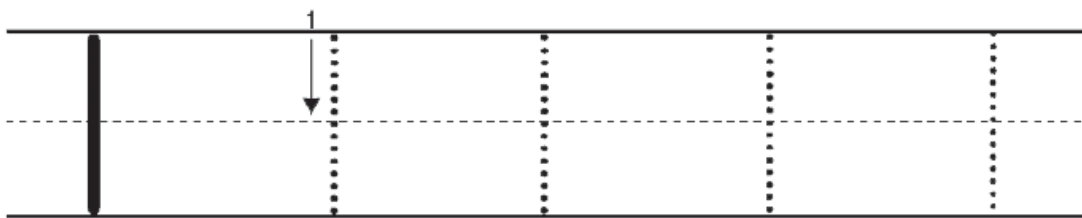
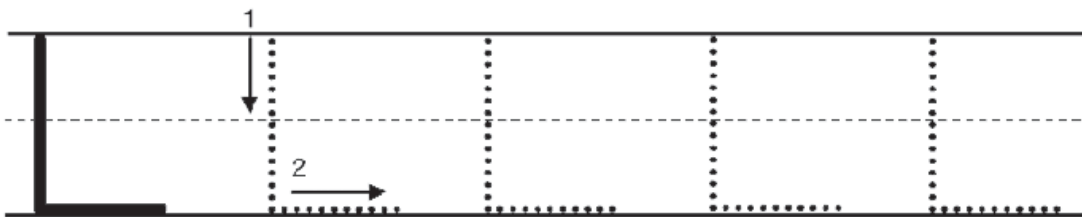
Date: _____

Worksheet for letter L , l

● Write and colour.



lion



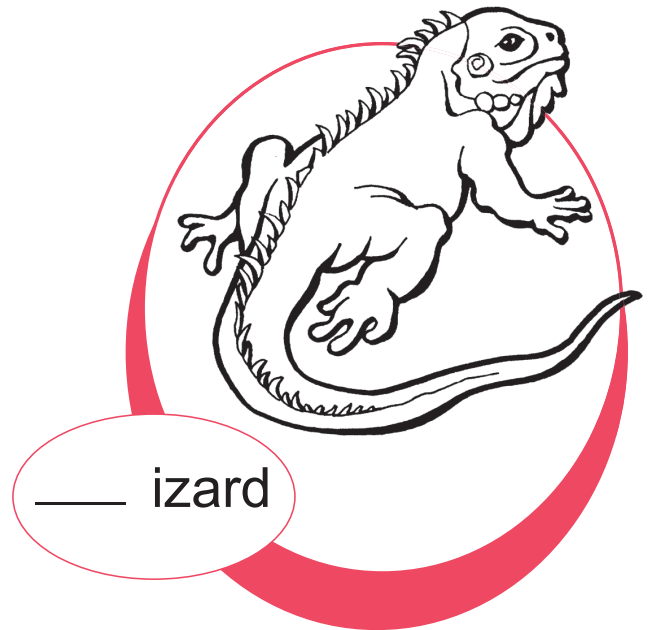
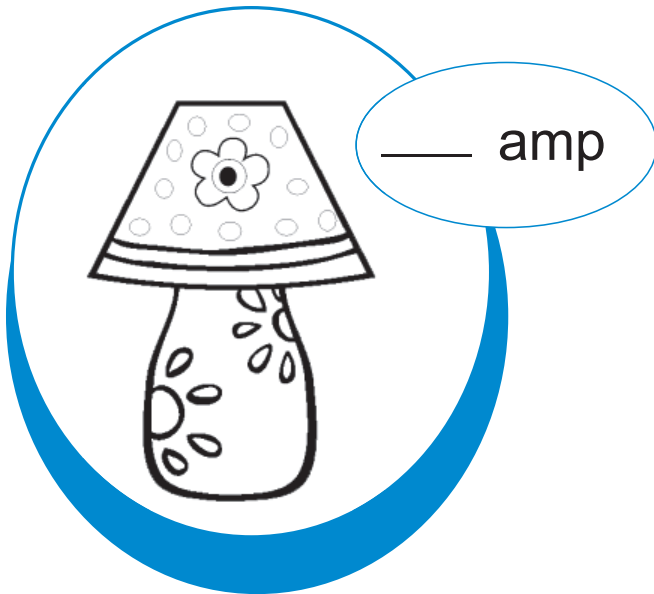


Worksheet

Name: _____

Date: _____

Worksheet for letter L , l

- Fill in the missing letter L then colour them.



Worksheet

Name:


Date:

Worksheet for letter L , l

○ Write and colour.

Ll

is for lemon



Lion *land* *Apple* *Lemur*

Label *Leopard* *Angel*

L L L L L L L L L L

l l l l l l l l l l

Worksheet

Name:

Date:

Worksheet for letter L , l

○ Write.



Handwriting practice lines for the letter L. The first three rows are for uppercase 'L', and the last three rows are for lowercase 'l'. Each row consists of a solid top line, a dashed middle line, and a solid bottom line. The first three rows each contain three dashed uppercase 'L's for tracing. The last three rows each contain three dashed lowercase 'l's for tracing.

Worksheet

Name:





Date:

Worksheet for letter M , m

- Circle the words that begin with the letter M.

Moon **door** **man** **shirt** **Mustard**
Supply **money** **Mix** **multiply** **box**
Happy **Monkey** **make** **mask** **mouse**

- Circle the pictures that start with the letter M, then colour them.





Worksheet

Name:

Date:

Worksheet for letter M , m

- Circle around the things that begin M.



Worksheet


Name:

Date:

Worksheet for letter M , m

● Circle the letter M , m.

A m n s q t u i
C M r g j k m q
Z x v b M Q m



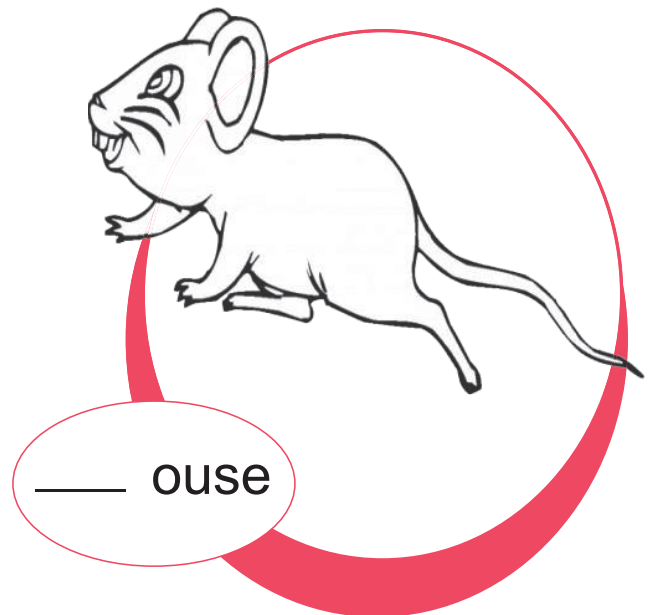

Worksheet

Name: _____

Date: _____

Worksheet for letter M , m

- Fill in the missing letter M then colour them.



Worksheet

Name: _____

Date: _____

Worksheet for letter M , m

○ Write.




mouth



moon



mouse



monkey



Worksheet

Name: _____

Date: _____

Worksheet for letter M , m

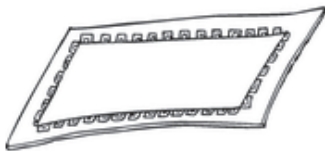
● Write and colour.



mug



mitten



mat



mouse



monkey

Trace the words that begin with the letter M.

Worksheet

Name:

Date:

Worksheet for letter M , m

● Write and colour.

mitten

mushroom

moist

moon



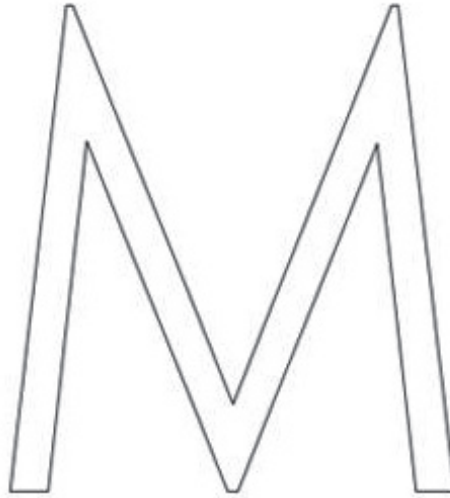
Worksheet

Name: _____

Date: _____

Worksheet for letter M , m

● Write and colour.



M

M

M

M

M

M

M

M

M

M

M

M

M

M

M


Worksheet

Name: _____

Date: _____

Worksheet for letter M , m

○ Write and colour.



M M M M M _____

m m m m m _____


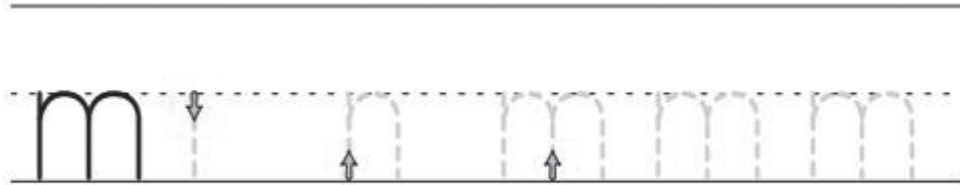
Worksheet

Name: _____

Date: _____

Worksheet for letter M , m

○ Write.



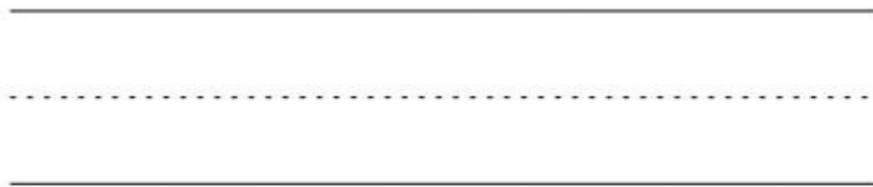
Worksheet

Name: _____

Date: _____

Worksheet for letter M , m

○ Write.



Worksheet

Name:

Date:

Worksheet for letter M , m

○ Write.



Mm

M

m

M

m

M

m



monkeys

Worksheet

Name:

Date:

Worksheet for letter M , m

● Write.



moon



tools



book



spoon



food



boot

Worksheet

Name:


Date:

Worksheet for letter N , n

- Circle the words that begin with the letter N.

Nose	tired	nickel	Normal	two
None	weed	need	North	apple
Roof	fish	nest	never	quest

- Circle the pictures that start with the letter M, then colour them.




Worksheet

Name:

Date:

Worksheet for letter N , n

- Circle around the things that begin N.



Worksheet


Name:

Date:

Worksheet for letter N , n

- Circle the letter N , n.

Q w e r n t y
N s d f g j n
J z v x c N B



LETTER N

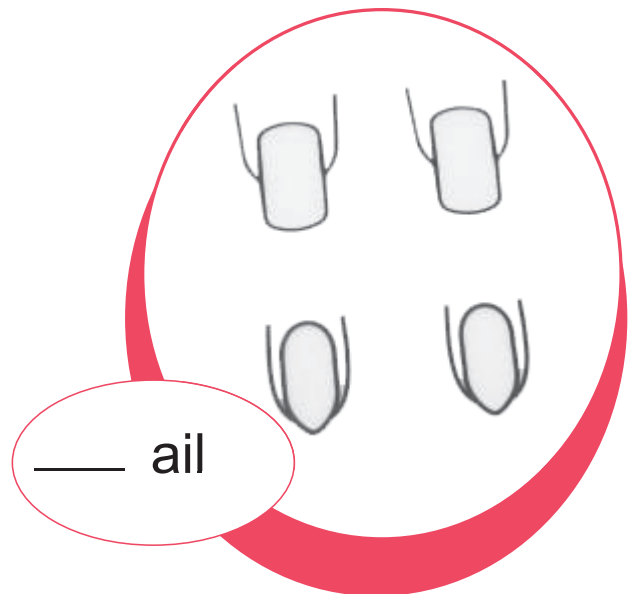
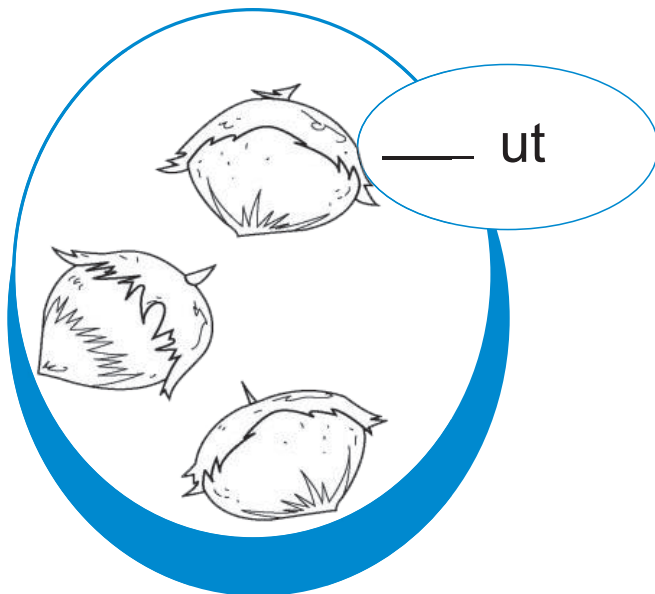
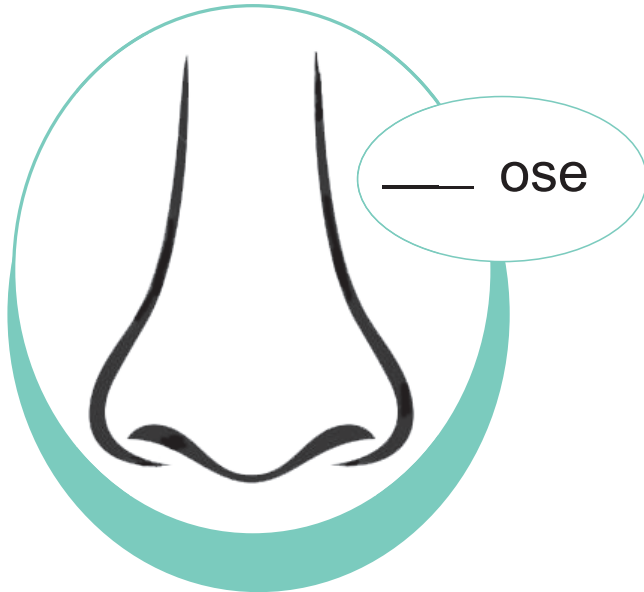
Worksheet

Name: _____

Date: _____

Worksheet for letter N , n

- Fill in the missing letter N then colour them.



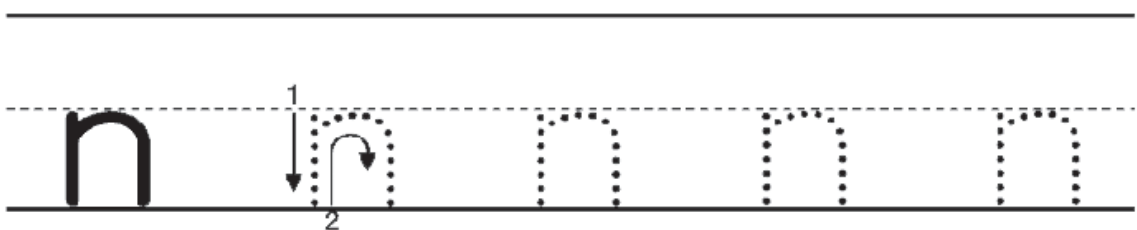
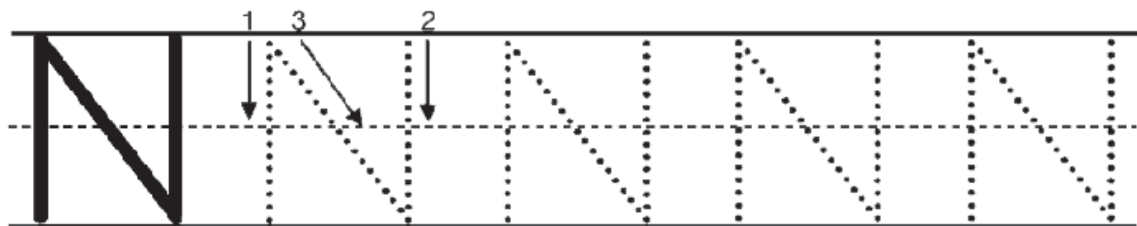
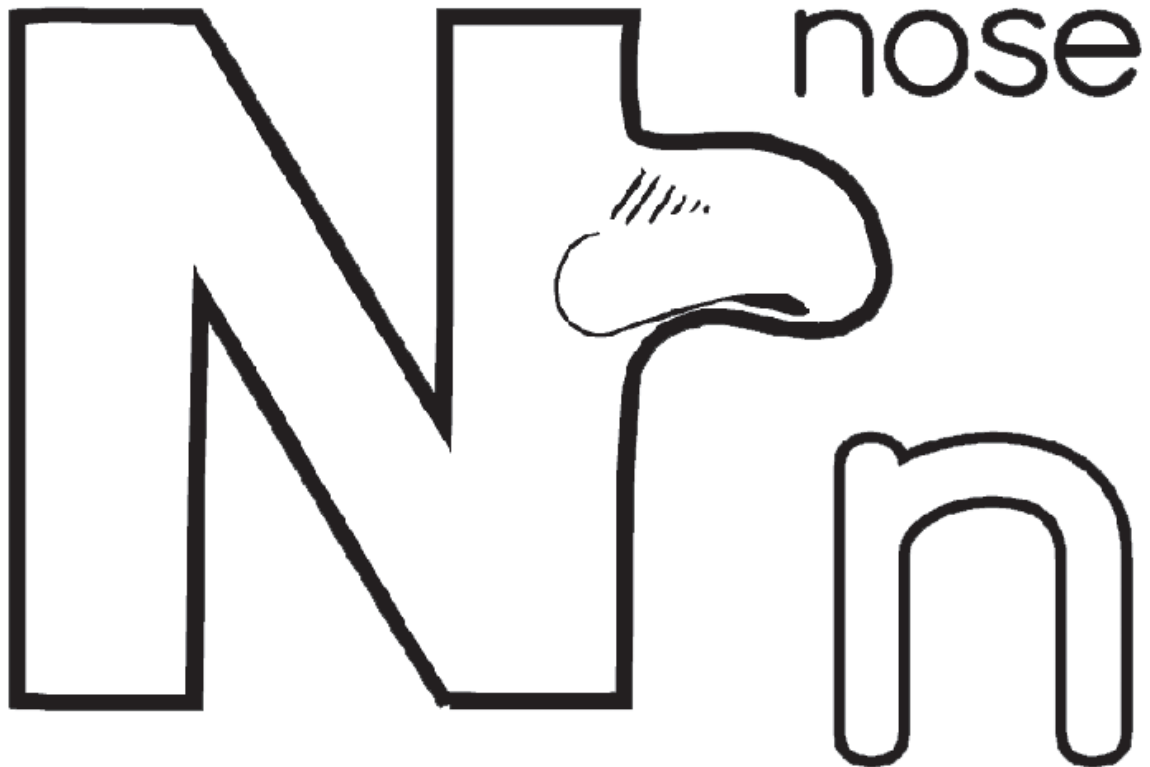
Worksheet

Name: _____

Date: _____

Worksheet for letter N , n

● Write and colour.




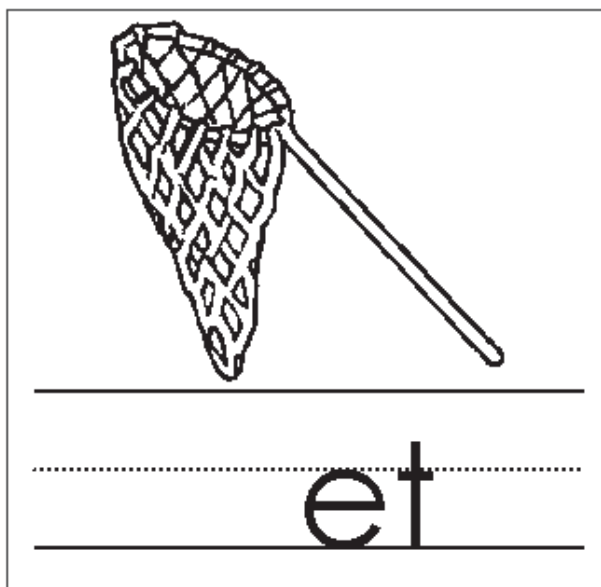


Worksheet

Name: _____

Date: _____

Worksheet for letter N , n

● Write and colour.



Worksheet

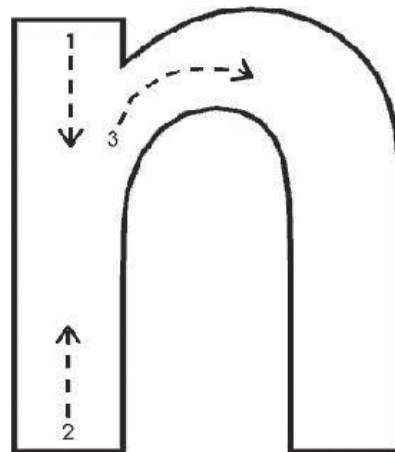
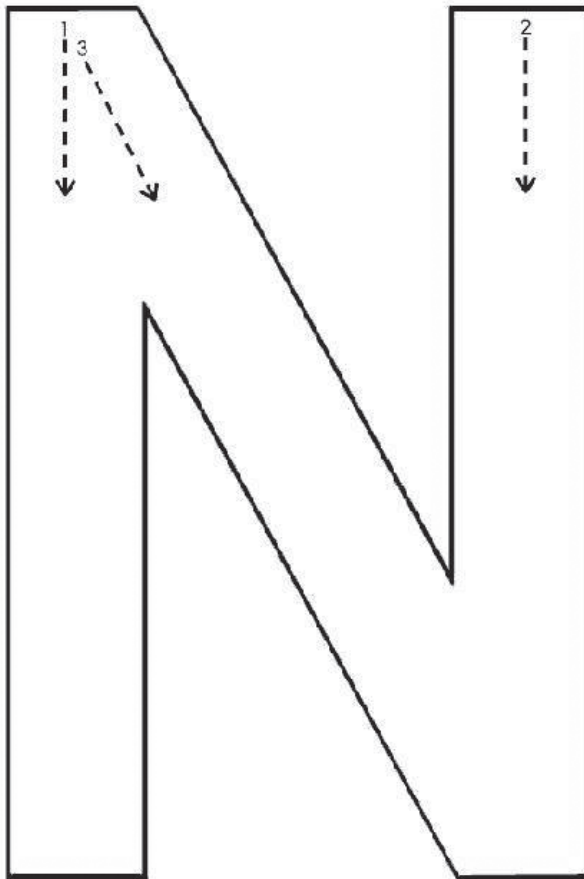
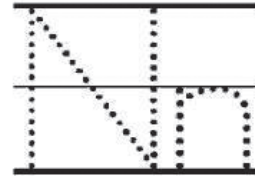
Name: _____

Date: _____

Worksheet for letter N , n

● Read and colour.

Nn



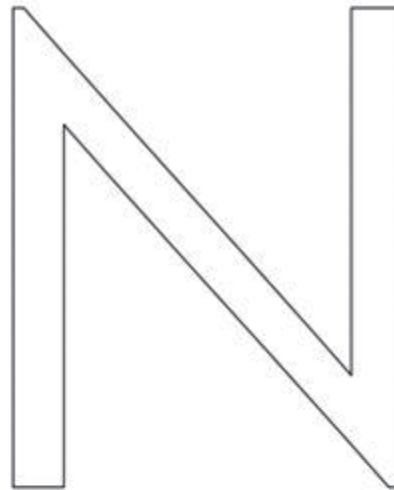
Worksheet

Name: _____

Date: _____

Worksheet for letter N , n

● Write and colour.



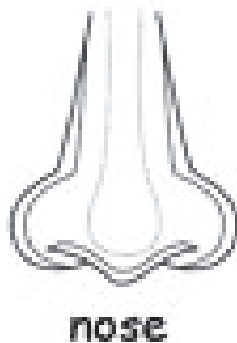
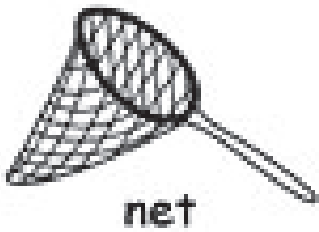
Worksheet

Name: _____

Date: _____

Worksheet for letter N , n

● Read and colour.



neck
nest

nine
new

noise
nurse

night
name

Worksheet

Name: _____

Date: _____

Worksheet for letter N , n

● Write and colour.



net



nest



nail



note



nine

Worksheet

Name:

Date:

Worksheet for letter N , n



nine



nail



net



nest



note

Worksheet

Name:


Date:

Worksheet for letter O , o

- Circle the words that begin with the letter O.

Open	out	hello	Octagon	jump
Fresh	owl	oven	ostrich	pie
Octopus	ten	one	Only	once

- Circle the pictures that start with the letter O, then colour them.




Worksheet

Name:

Date:

Worksheet for letter O , o

- Circle around the things that begin O.



Worksheet

Name:

Date:

Worksheet for letter O , o

● Circle the letter O.

Q w e r t o j
O n b o c z m
A o s O h o k



Worksheet


Name: _____

Date: _____

Worksheet for letter O , o

- Fill in the missing letter O then colour them.


___ cotopus



___ wl



___ strich



___ live




Worksheet

Name:

Date:

Worksheet for letter O , o

● Write.



Four sets of handwriting practice lines. Each set consists of a solid top line, a dashed middle line, and a solid bottom line. The first set has a dotted uppercase 'O' at the beginning. The second, third, and fourth sets have a dotted lowercase 'o' at the beginning.

Worksheet

Name: _____

Date: _____

Worksheet for letter O , o

● Write and colour.



octopus



oval



owl



onion



orange

Worksheet

Name: _____


Date: _____

Worksheet for letter O , o

● Write and colour.




octopus



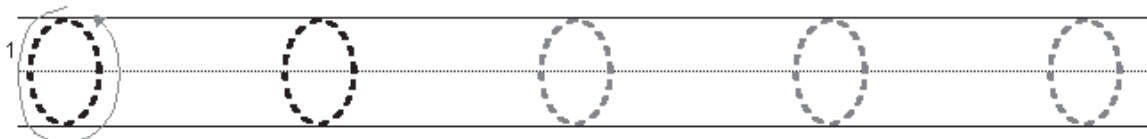
OX



ostrich



olives






Worksheet

Name: _____

Date: _____

Worksheet for letter O , o

● Write and colour.



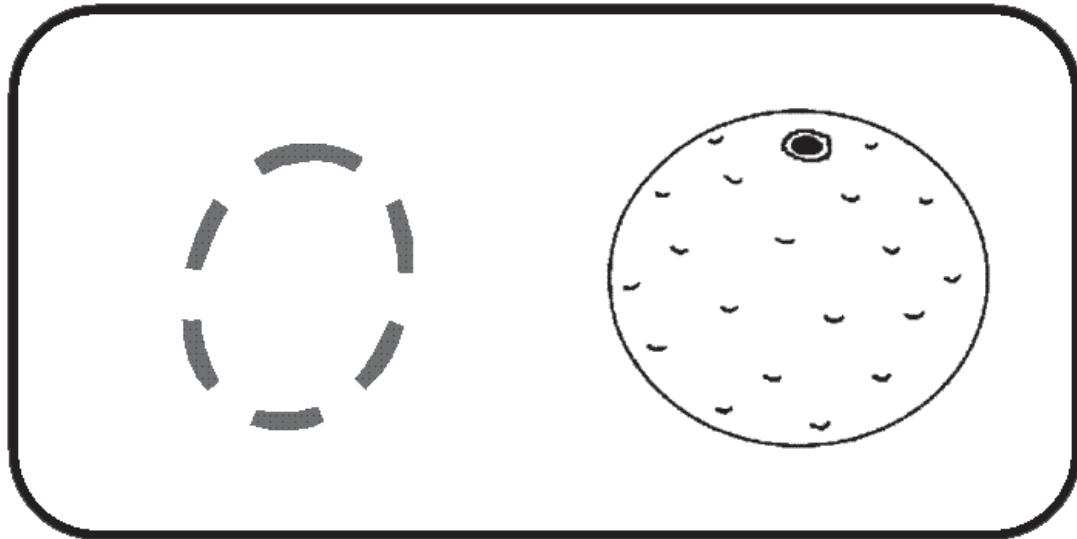
Worksheet

Name: _____

Date: _____

Worksheet for letter O , o

● Write and colour.




Worksheet

Name: _____

Date: _____

Worksheet for letter O , o

○ Write.



A row of handwriting practice lines with a solid uppercase 'O' on the left and five dashed uppercase 'O's for tracing. A small yellow arrow points to the top of the first dashed 'O'.

A row of handwriting practice lines with seven dashed uppercase 'O's for tracing.

A row of handwriting practice lines with seven dashed uppercase 'O's for tracing.

Blank handwriting practice lines consisting of a solid top line, a dashed middle line, and a solid bottom line.




Worksheet

Name: _____

Date: _____

Worksheet for letter O , o

○ Write.



Worksheet

Name:


Date:

Worksheet for letter P , p

- Circle the words that begin with the letter P.

Parent pie quiet pen umbrella
Pig purple west pencil list
Pool house price penguin zoo

- Circle the pictures that start with the letter P, then colour them.





Worksheet

Name: _____

Date: _____

Worksheet for letter P , p

- Circle around the things that begin P.



Worksheet


Name:

Date:

Worksheet for letter P , p

● Circle the letter P.

P	w	e	r	t	P	O
A	s	d	p	h	j	p
K	C	z	n	m	p	a



LETTER P


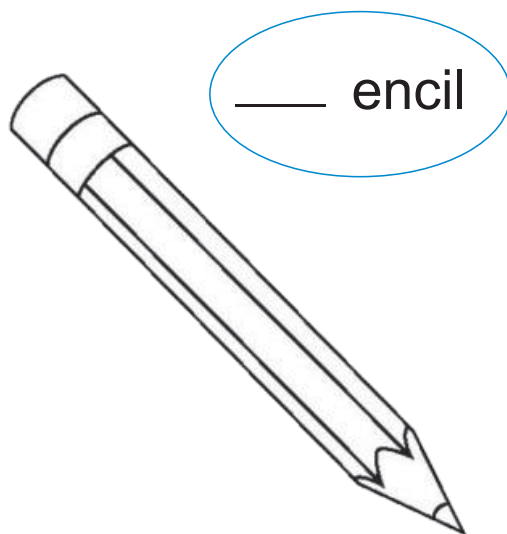

Worksheet

Name: _____

Date: _____

Worksheet for letter P , p

- Fill in the missing letter P then colour them.



Worksheet

Name: _____

Date: _____

Worksheet for letter P , p

○ Write.



_____ a n



_____ i e



_____ u m p k i n



_____ e n c i l



_____ i g







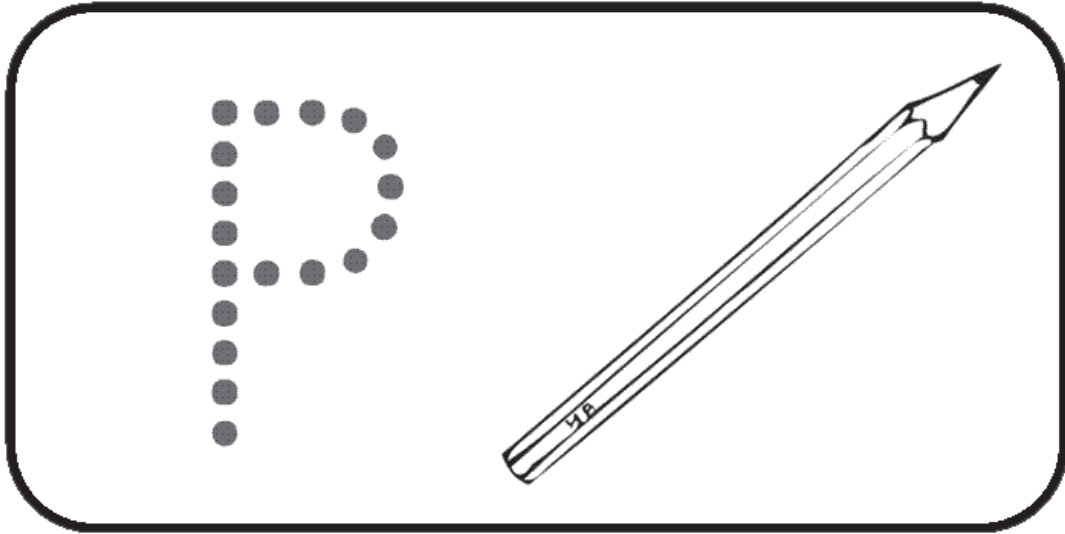
Worksheet

Name: _____

Date: _____

Worksheet for letter P , p

○ Write.



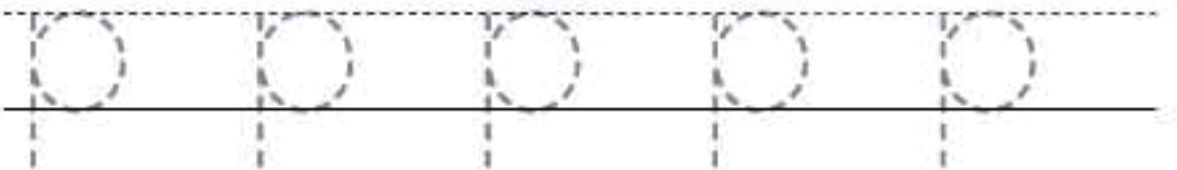
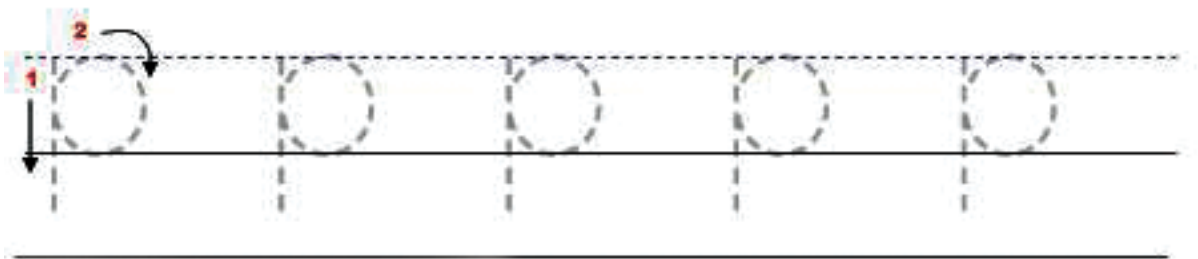
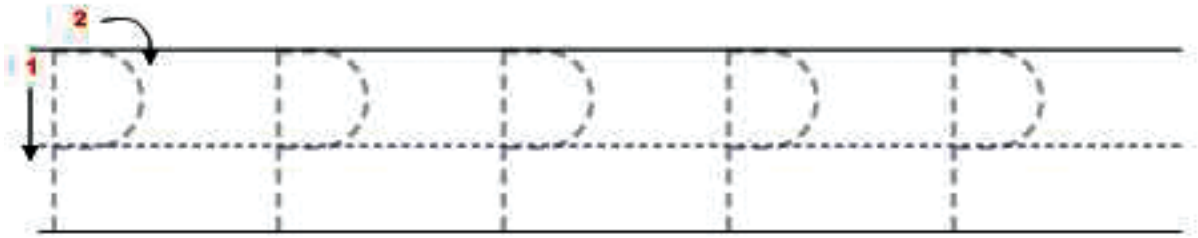
Worksheet

Name: _____

Date: _____

Worksheet for letter P , p

○ Write.



Worksheet

Name:

Date:

Worksheet for letter P , p

○ Write.

sheep

stop

cap

hop



Worksheet

Name:

Date:

Worksheet for letter P , p

- Circle the words that begin with the letter P.



P P P

P P P

P P P

p p p

p p p

p p p

Worksheet

Name:

Date:

Worksheet for letter Q , q

- Circle the words that begin with the letter Q.

Sister quiet queen test water
Quilt blue quest quail learn
Quack guide quarter quit mix

- Circle the pictures that start with the letter Q , then colour them.




Worksheet

Name: _____

Date: _____

Worksheet for letter Q , q

- Circle around the things that begin Q.



Worksheet

Name:


Date:

Worksheet for letter Q , q

○ Circle the letter Q.

Q t u l o P q
A s d q f g h
Z q x c Q v m

QUEEN





Worksheet

Name: _____

Date: _____

Worksheet for letter Q , q

- Fill in the missing letter Q then colour them.



Worksheet

Name: _____

Date: _____

Worksheet for letter Q , q

○ Write.



Four sets of handwriting practice lines. Each set consists of a solid top line, a dashed middle line, and a solid bottom line. The first set has a dotted lowercase 'q' at the beginning for tracing. The remaining three sets are blank for independent practice.

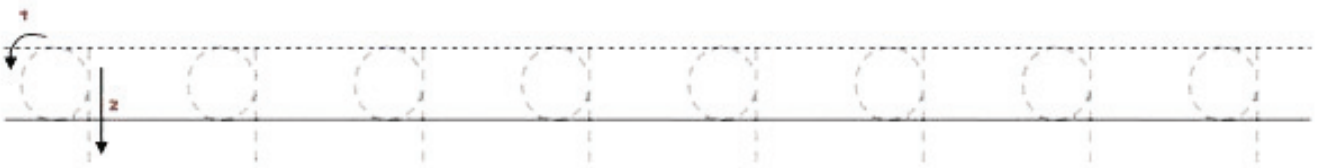
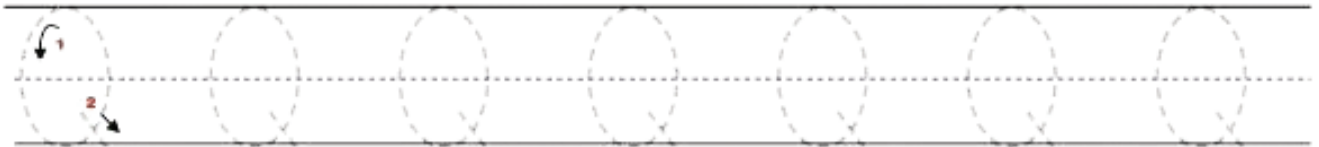
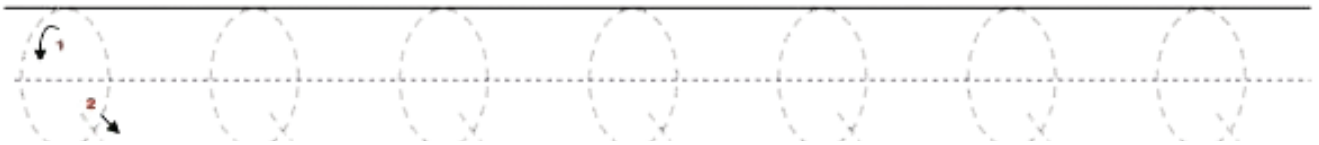
Worksheet

Name: _____

Date: _____

Worksheet for letter Q , q

○ Write.



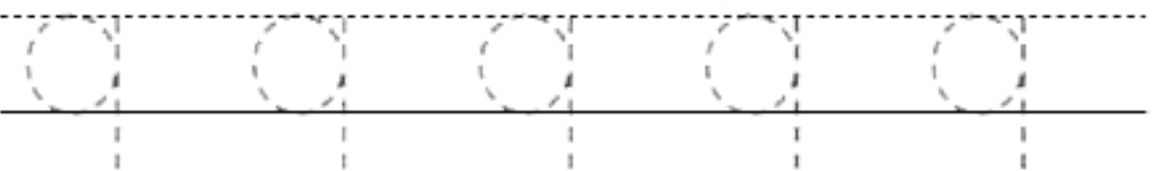
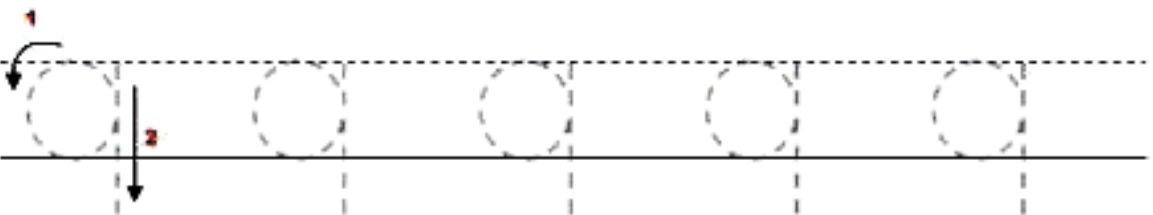
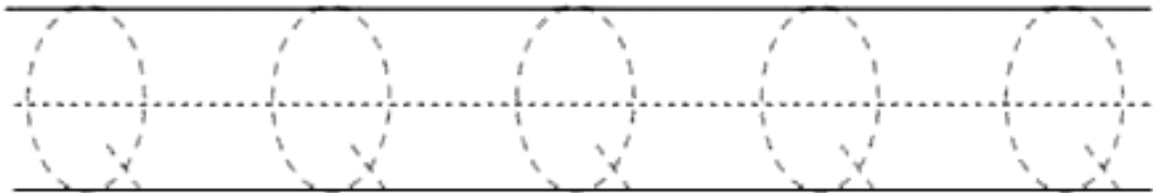
Worksheet

Name: _____

Date: _____

Worksheet for letter Q , q

○ Write.



Worksheet

Name:

Date:


Worksheet for letter Q , q

○ Write.



Q is for ___ueen.

Q is for ___uiet.



Q is for ___uilt.

Worksheet

Name: _____


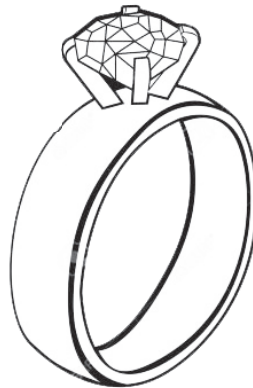
Date: _____

Worksheet for letter R , r

- Circle the words that begin with the letter R.

Read	red	fly	right	cook
Rabbit	rake	good	root	loop
Rocket	rain	number	ring	nut

- Circle the pictures that start with the letter R , then colour them.





Worksheet

Name:

Date:

Worksheet for letter R , r

- Circle around the things that begin R.



Worksheet


Name:

Date:

Worksheet for letter R , r

○ Circle the letter R.

R t a s d r g
J q w e r t v
N R z m r



Worksheet


Name: _____

Date: _____


Worksheet for letter R , r

- Fill in the missing letter R then colour them.


___ ose



___ ainbow



___ ectangle



___ ain



Worksheet

Name:

Date:

Worksheet for letter R , r

○ Draw a line to the matching R word.



rocket



rose



rabbit



rake



ring

Worksheet

Name: _____

Date: _____

Worksheet for letter R , r

● Write and colour.



ring



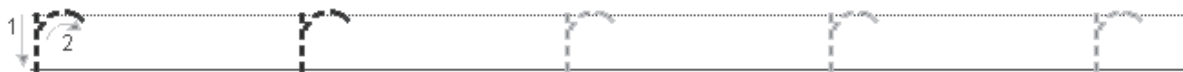
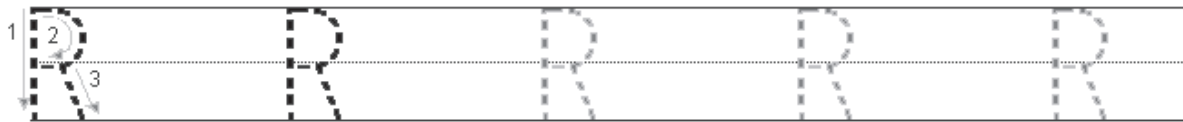
rose



rabbit



robe



Worksheet

Name: _____

Date: _____

Worksheet for letter R , r

○ Write.



R R R

R R R

R R R

r r r

r r r

r r r

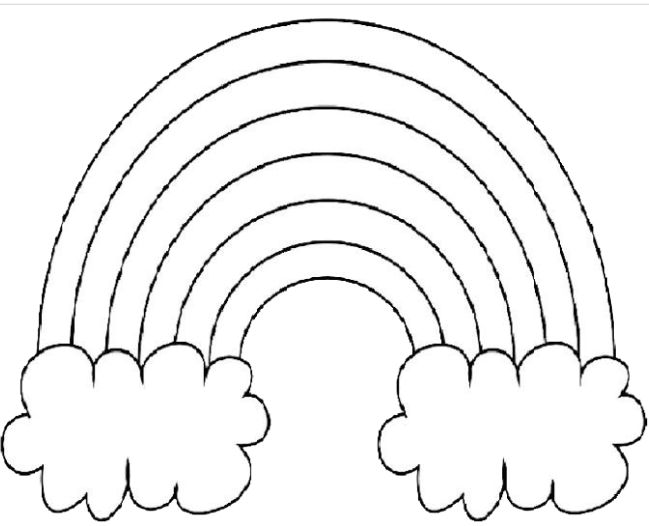
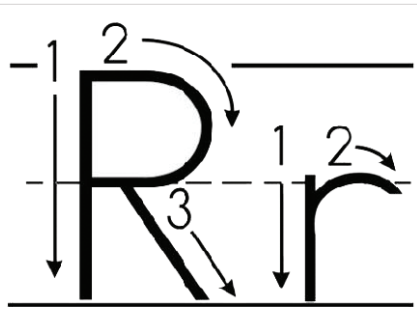
Worksheet

Name: _____

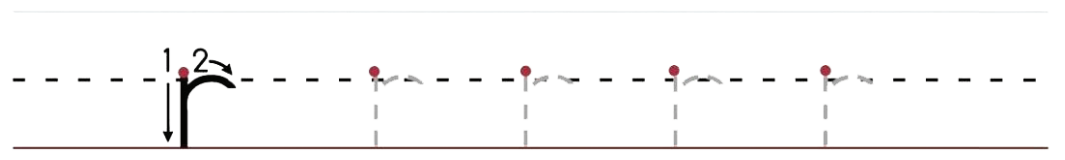
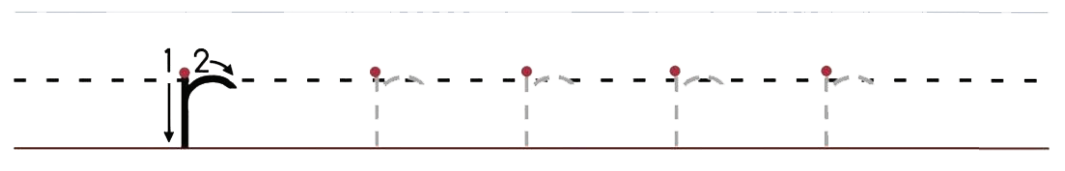
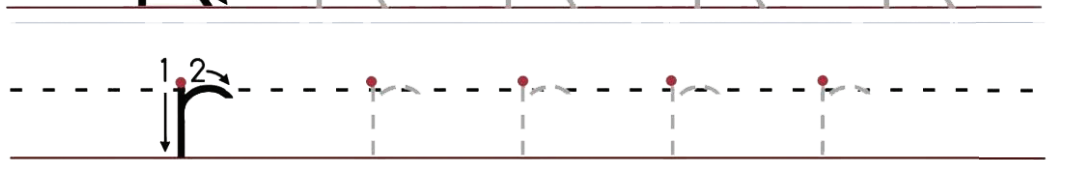
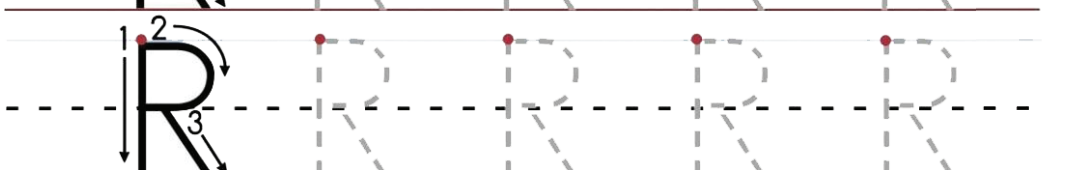
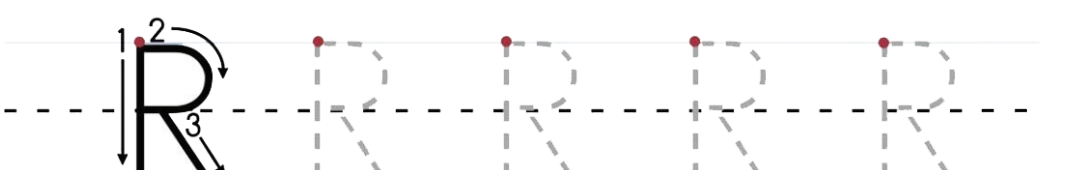
Date: _____

Worksheet for letter R , r

○ Write.



Rainbow



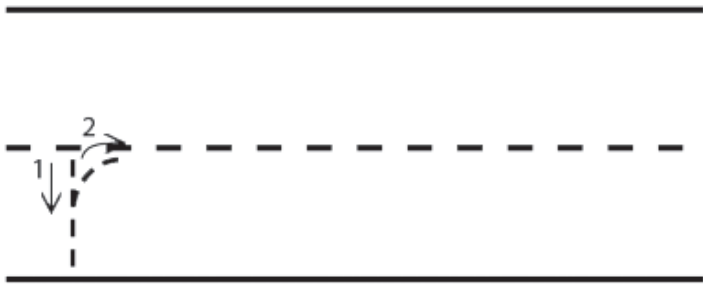
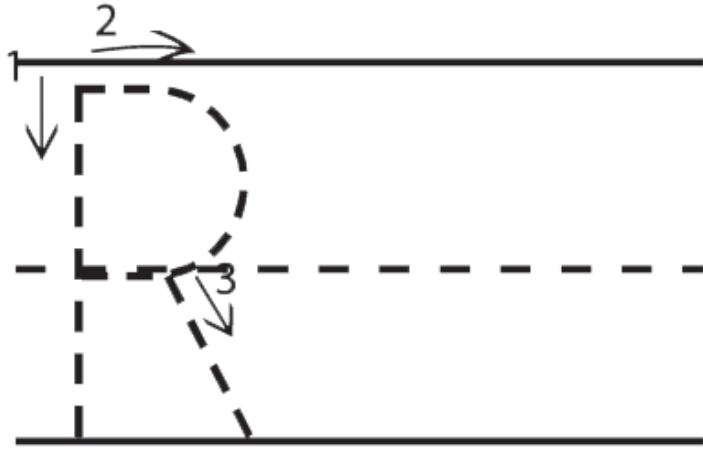
Worksheet

Name: _____

Date: _____

Worksheet for letter R , r

○ Write.



Worksheet

Name:

Date:

Worksheet for letter R , r

● Write.

rocodile

rectangle

rot

ron



Worksheet

Name:


Date:

Worksheet for letter R , r

○ Write.



rain



robot



rabbit



rat

Worksheet

Name: _____

Date: _____

Worksheet for letter R , r

● Write.

R R R R R R R R R R R R R R R R

r r r r r r r r r r r r r r r r

R R

r r

R R

r r

Worksheet

Name:

Date:

Worksheet for letter R , r

○ Write.

R r

R

r

R

r

R

r



a rhino

Worksheet

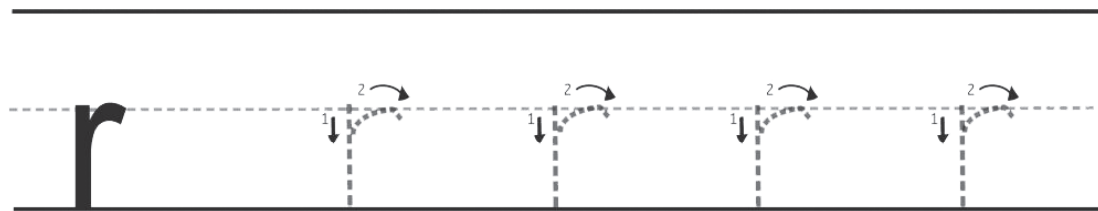
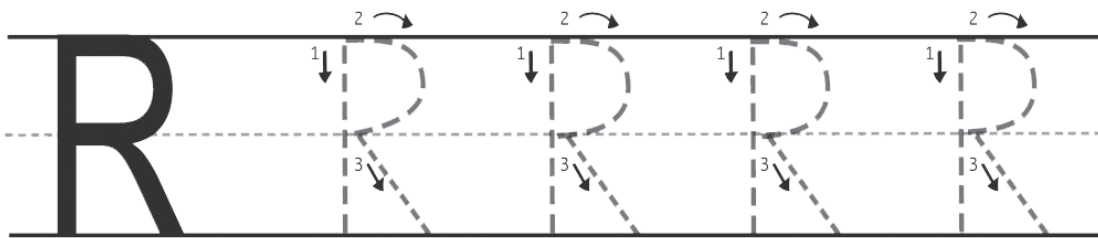
Name: _____

Date: _____

Worksheet for letter R , r

○ Write.

Rr



Worksheet

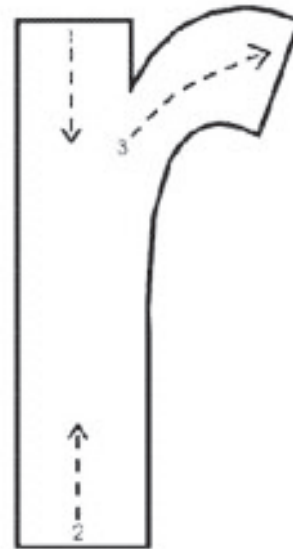
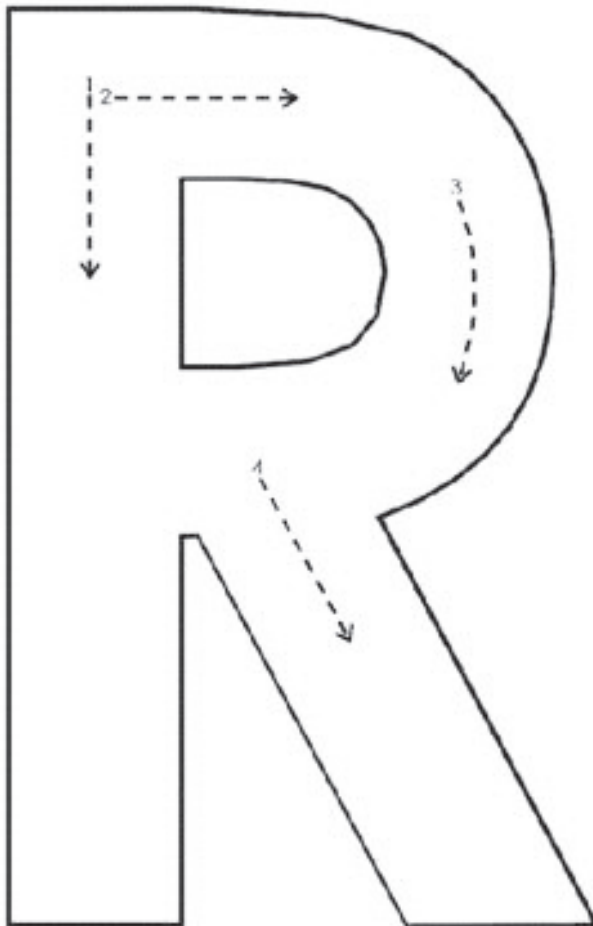
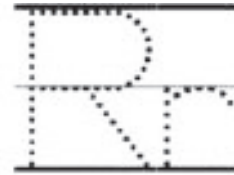
Name: _____

Date: _____

Worksheet for letter R , r

○ Write.

Rr



rabbit



rainbow



reindeer



roller skates



rooster

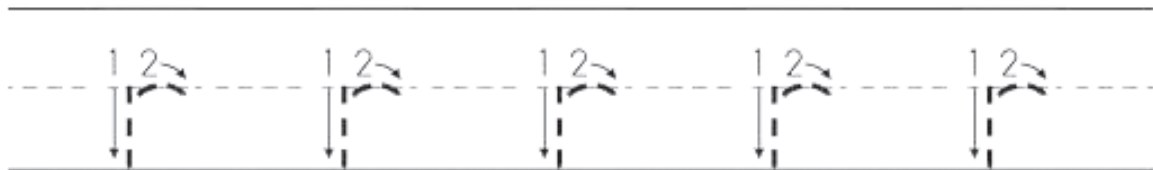
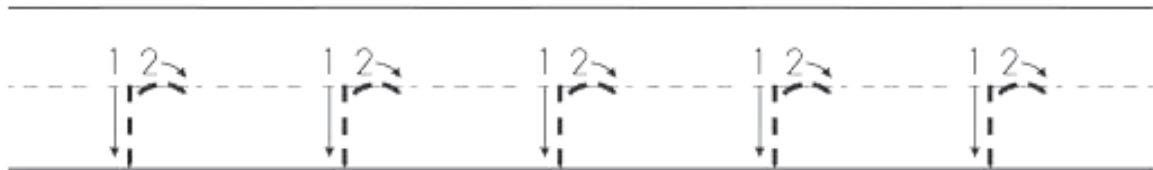
Worksheet

Name: _____

Date: _____

Worksheet for letter R , r

○ Write.




Worksheet

Name: _____

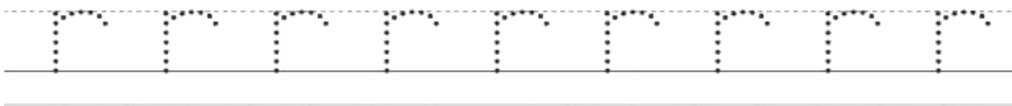
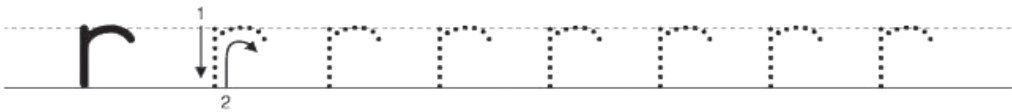
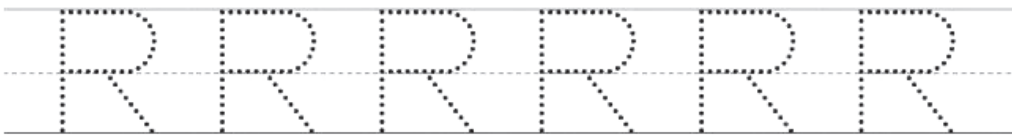
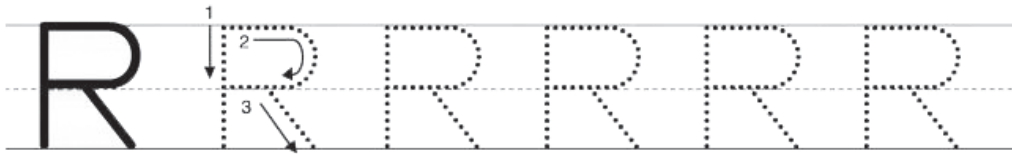
Date: _____

Worksheet for letter R , r

○ Write.



Reindeer
reindeer



Worksheet

Name:

Date:

Worksheet for letter R , r

○ Write.

Rr

is for rabbit



Find and underline letter R in these words:

Rat Car *rocket* Carrot
Road Reindeer Rock

Trace letter R:

R R R R R R R R R R
r r r r r r r r r r

Worksheet

Name:




Date:

Worksheet for letter S , s

- Circle the words that begin with the letter S.

Sand	simple	door	sad	people
Secret	shadow	pie	seven	food
Cat	sun	see	truck	seal

- Circle the pictures that start with the letter S , then colour them.




Worksheet

Name: _____

Date: _____

Worksheet for letter S , s

- Circle around the things that begin S.



Worksheet

Name:

Date:

Worksheet for letter S , s

○ Circle the letter S.

S	q	w	e	r	t	Y
D	s	z	x	s	b	m
A	s	d	f	g	H	S



Worksheet

Name: _____

Date: _____

Worksheet for letter S , s

- Circle around the things that begin S.

_____ strawberries



_____ snowman



_____ snake



_____ sad face



Worksheet

Name: _____

Date: _____

Worksheet for letter S , s

○ Write.



_____now



Worksheet

Name:

Date:

Worksheet for letter S , s

- Draw a line to the matching S word.



snake



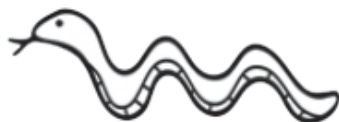
sock



sun



skate



stool

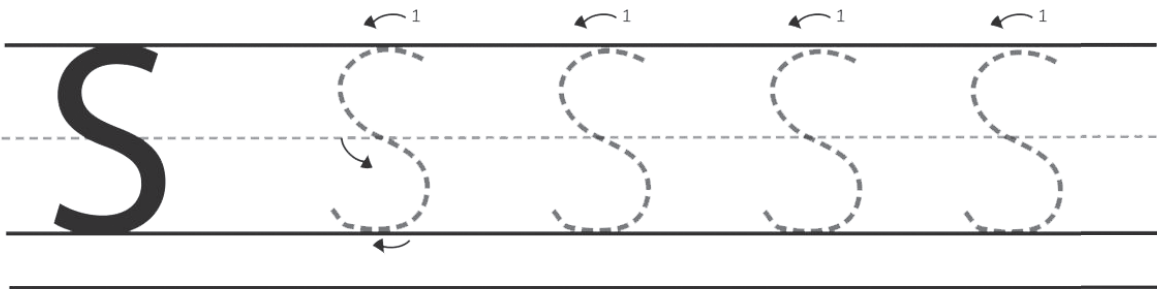
Worksheet

Name: _____

Date: _____

Worksheet for letter S , s

○ Write.



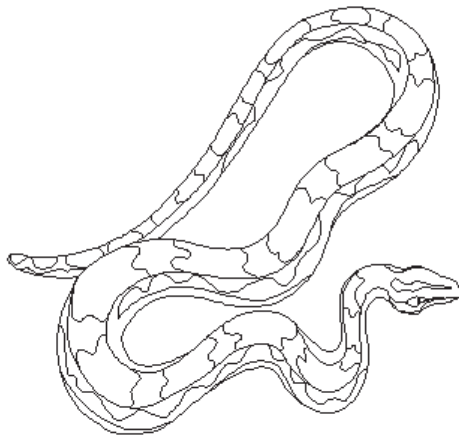
Worksheet

Name: _____


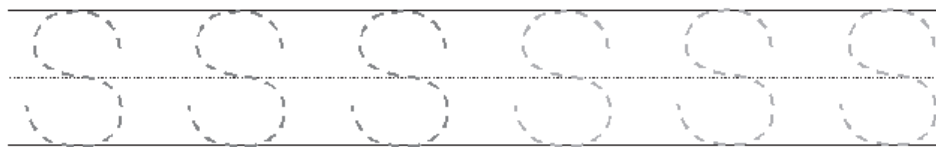
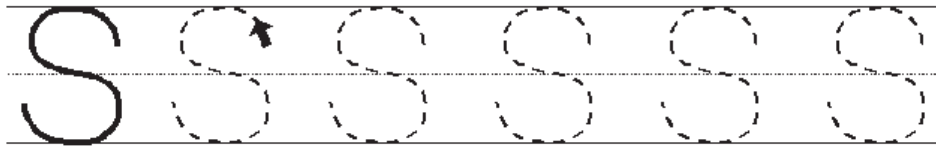
Date: _____

Worksheet for letter S , s

○ Write.



S IS FOR
SNAKE



Worksheet

Name:




Date:

Worksheet for letter T , t

- Circle the words that begin with the letter T.

Tree	turtle	wind	trumpet	none
Toy	fix	train	tent	drink
Ten	truck	run	tired	table

- Circle the pictures that start with the letter T , then colour them.




Worksheet

Name:

Date:

Worksheet for letter T , t

- Circle around the things that begin T.



Worksheet


Name:

Date:

Worksheet for letter T , t

○ Circle the letter T.

T	q	e	t	y	i	
A	t	s	d	f	g	h
K	T	z	x	t	c	v
B	n	m	t	q	T	



Worksheet

Name: _____

Date: _____


Worksheet for letter T , t

- Circle around the things that begin S.

___ able



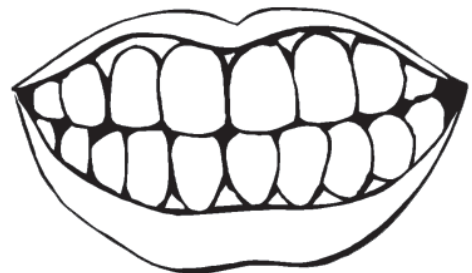
___ urtle



___ ent



___ eeth



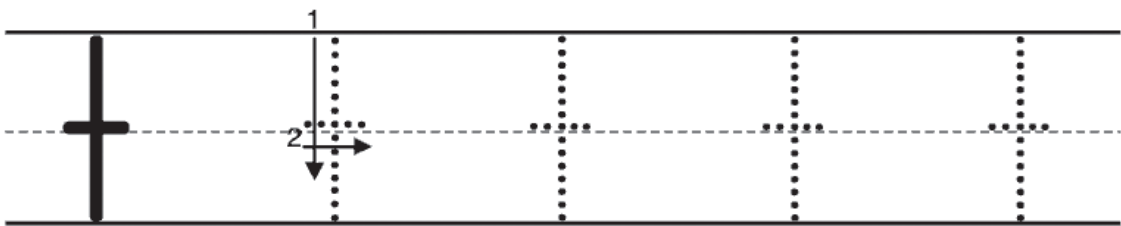
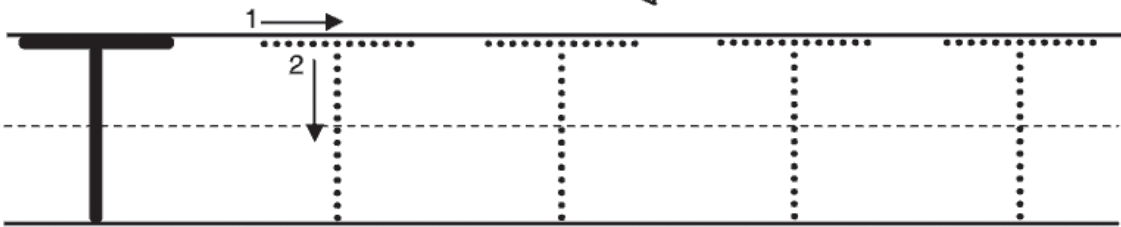

Worksheet

Name: _____

Date: _____

Worksheet for letter T , t

○ Write.



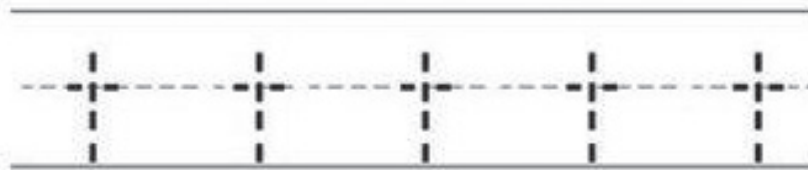
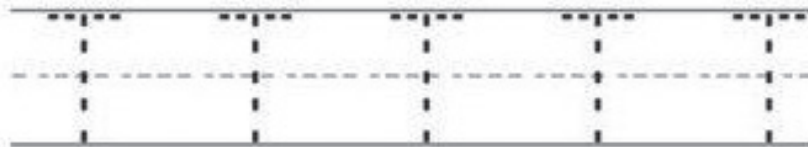



Worksheet

Name: _____

Date: _____

Worksheet for letter T , t

○ Write.






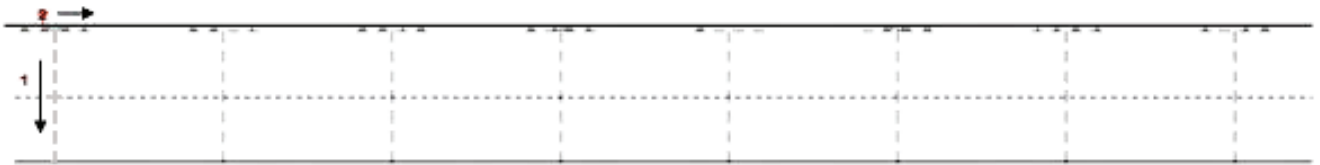
Worksheet

Name: _____

Date: _____

Worksheet for letter T , t

○ Write.




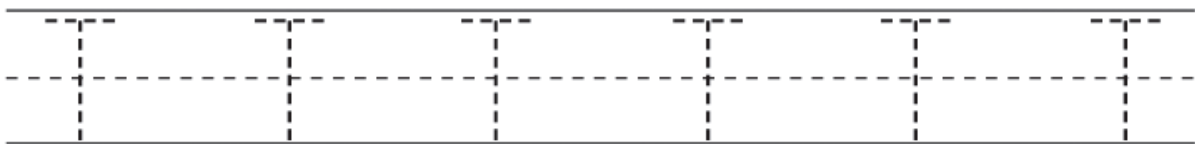
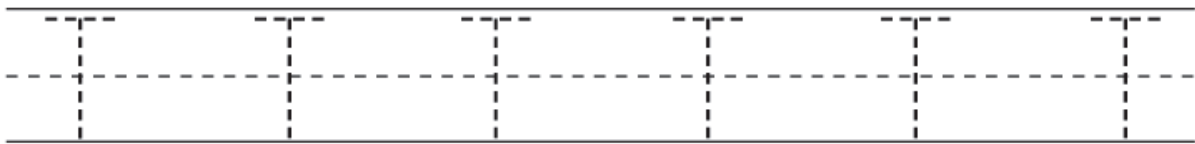
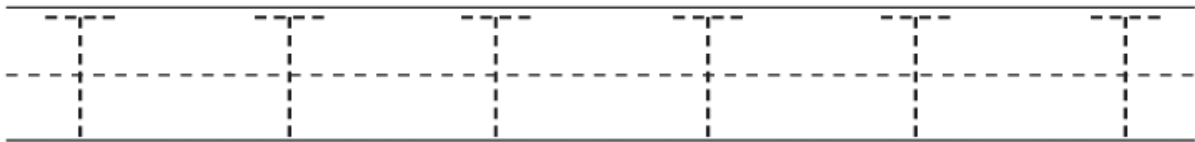

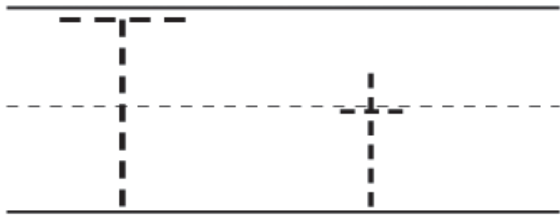
Worksheet

Name: _____

Date: _____

Worksheet for letter T , t

● Write.



Worksheet

Name: _____

Date: _____

Worksheet for letter T , t


○ Write.



_____urtle



_____ree



_____ruck



_____ent



_____ie

Fill in the missing letter t.

Worksheet

Name: _____

Date: _____

Worksheet for letter U , u

- Circle the words that begin with the letter U.

Umbrella **six** **unicorn** **horn** **jar**
Up **unicycle** **lamb** **under** **pizza**
Use **bridge** **unless** **drink** **ugly**

- Circle the pictures that start with the letter U , then colour them.



Worksheet

Name:

Date:

Worksheet for letter U , u

- Circle around the things that begin U.



Worksheet

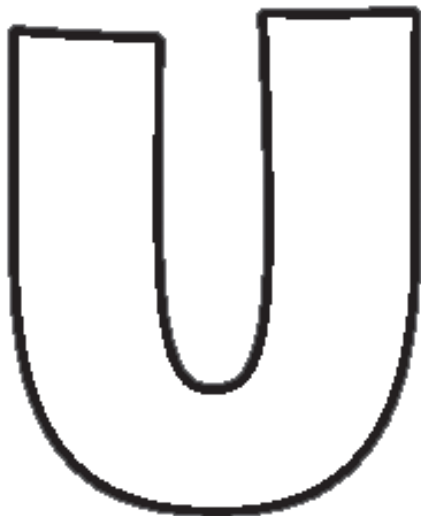
Name:

Date:

Worksheet for letter U , u

● Circle the letter U.

U	q	w	e	r	u
A	s	d	u	f	U
Z	X	U	C	B	N
M	u	l	j	o	p



Worksheet


Name: _____

Date: _____

Worksheet for letter U , u

- Fill in the missing letter U then colour them.

___ klele




___ micorn



___ mbrella



___ p




Worksheet

Name:

Date:

Worksheet for letter U , u

○ Write.



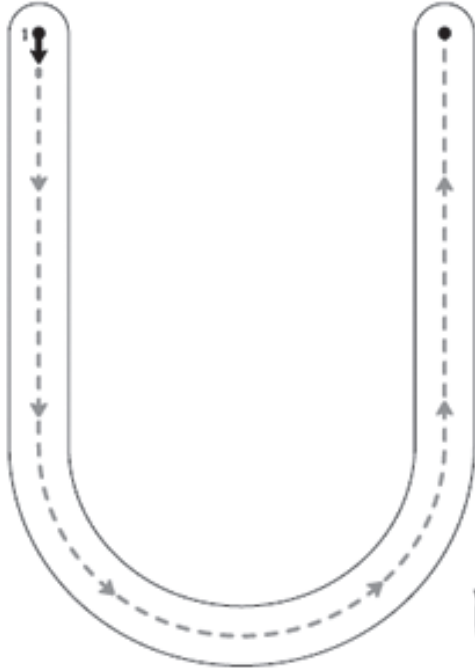
Worksheet

Name: _____

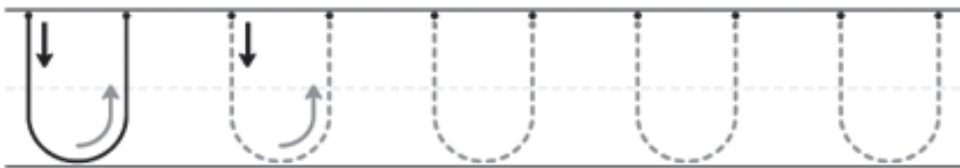
Date: _____

Worksheet for letter U , u

○ Write.



IS FOR
UMBRELLA



Worksheet


Name:

Date:

Worksheet for letter U , u

○ Write.

Handwriting practice lines for the letter U. Each row consists of a solid top line, a dashed middle line, and a solid bottom line. The first row shows a solid uppercase 'U' with a red dot at the top left and a curved arrow indicating the stroke direction, followed by seven dashed uppercase 'U's for tracing. The second row shows a solid lowercase 'u' with a red dot at the top left and a curved arrow indicating the stroke direction, followed by seven dashed lowercase 'u's for tracing. The third and fourth rows each show a solid uppercase 'U' and a solid lowercase 'u' with stroke direction arrows, followed by seven dashed uppercase 'U's and seven dashed lowercase 'u's respectively for tracing.



Worksheet

Name: _____

Date: _____

Worksheet for letter U , u

○ Write.



_____ mbrella



_____ nicorn



_____ nited States



_____ nicycle

Fill in the missing letter u.

Worksheet

Name:

Date:

Worksheet for letter V , v

- Circle the words that begin with the letter V.

Violin **four** **Viking** **victory** **home**
Good **violet** **van** **ink** **vest**
Vehicle **vegetable** **book** **vanilla**

- Circle the pictures that start with the letter V , then colour them.




Worksheet

Name:

Date:

Worksheet for letter V , v

- Circle around the things that begin V.



Worksheet


Name:

Date:

Worksheet for letter V , v

- Circle the letter V.

V q w e r v
Z X c v a n
B v m q V Q



Worksheet

Name: _____

Date: _____


Worksheet for letter V , v

- Fill in the missing letter V then colour them.

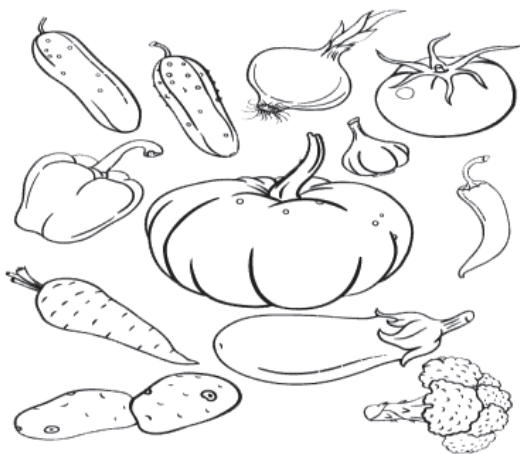
___ an



___ iolin



___ egetable



___ est




Worksheet

Name:

Date:

Worksheet for letter V , v

● Write and colour.



--	--	--	--	--	--	--	--


Worksheet

Name: _____

Date: _____

Worksheet for letter V , v

● Match the word to the right picture and colour them.




VASE

VEGETABLES



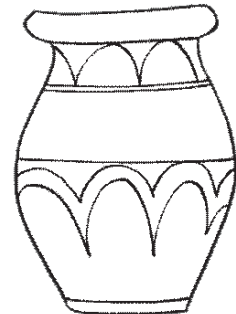

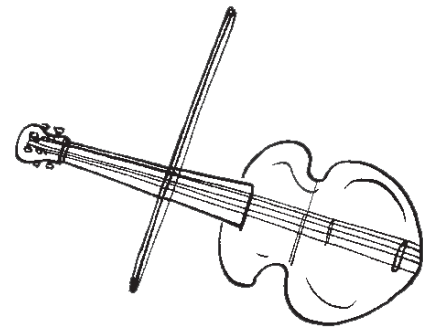
VAN

VULTURE



VIOLIN

VEST



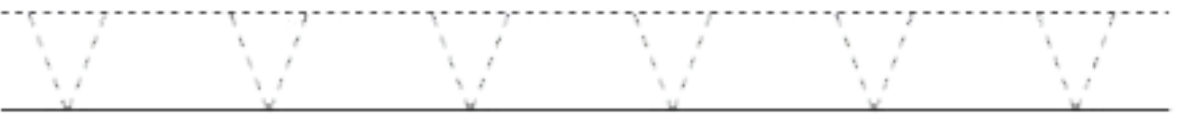
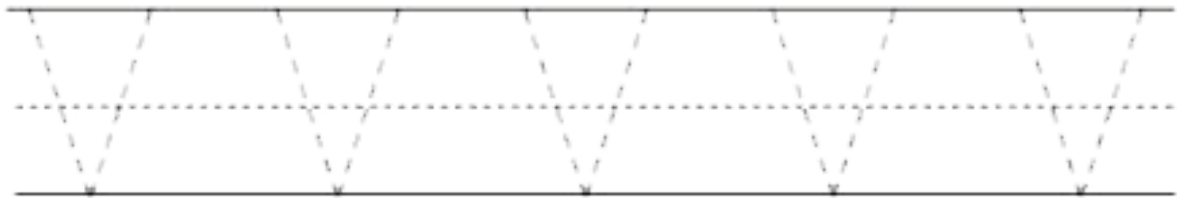
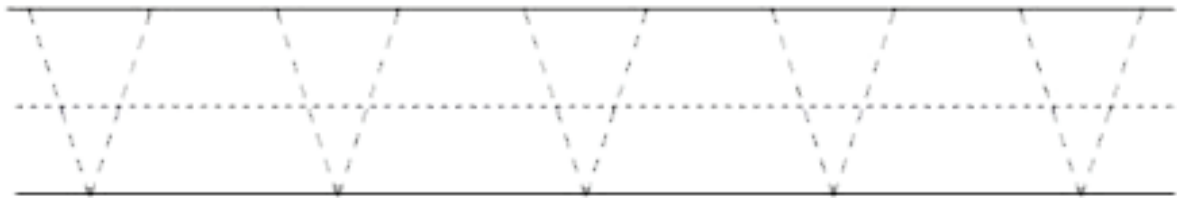
Worksheet

Name:

Date:

Worksheet for letter V , v

○ Write.




Worksheet

Name: _____

Date: _____

Worksheet for letter V , v

○ Write.



Worksheet

Name: _____

Date: _____

Worksheet for letter V , v

○ Write.



V V V V V V V V V

V V V V V V V V V

V

V

V

v v v v v v v v v

v v v v v v v v v

v

v

v

Worksheet

Name: _____


Date: _____

Worksheet for letter W , w

- Circle the words that begin with the letter W.

Water	eight	waste	win	pink
Wish	white	stroll	whale	sand
Wind	bean	When	what	pool

- Circle the pictures that start with the letter W , then colour them.




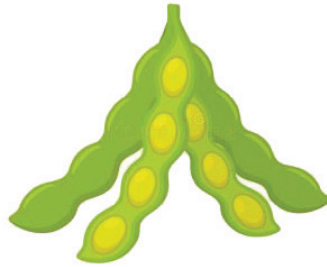
Worksheet

Name:

Date:

Worksheet for letter W , w

● Circle around the things that begin W.



Worksheet


Name:

Date:

Worksheet for letter W , w

- Circle the letter W.

W	q	e	r	t	w
A	s	w	f	g	w
C	z	w	X	V	w



Worksheet


Name: _____

Date: _____


Worksheet for letter W , w

- Fill in the missing letter W then colour them.


___ agon



___ atermelon



___ hale



___ orld



Worksheet

Name:

Date:

Worksheet for letter W , w

○ Write.

watermelon

walrus

whale

wolf



Worksheet

Name:

Date:

Worksheet for letter W , w

○ Write.



W W W W W W W W W

W W W W W W W W W

W

W

W

w w w w w w w w w

w w w w w w w w w

w

w

w

Worksheet

Name: _____

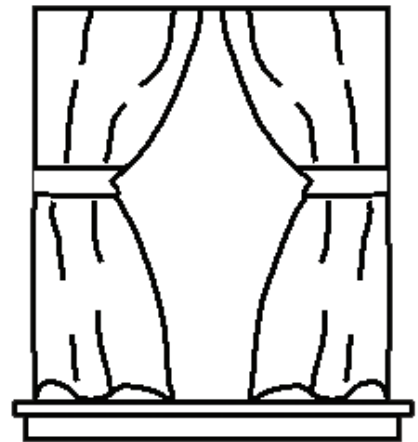
Date: _____

Worksheet for letter W , w

○ Write.



watermelon



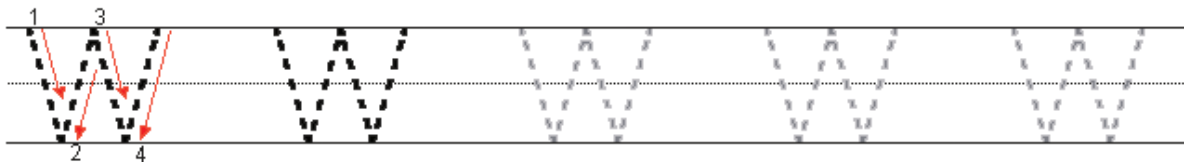
window



worm



walrus



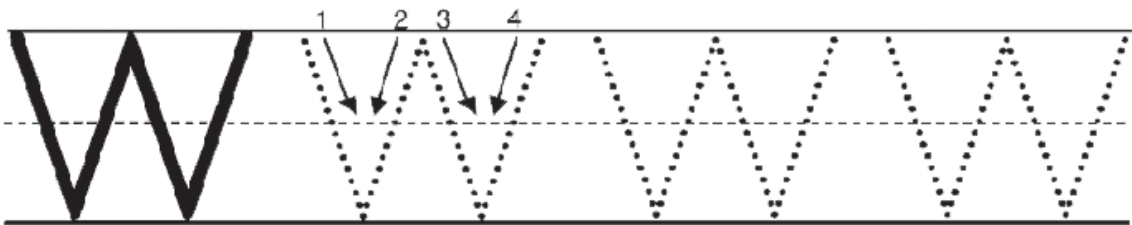
Worksheet

Name: _____

Date: _____

Worksheet for letter W , w

○ Write.



Worksheet

Name:

Date:

Worksheet for letter W , w

○ Write.



Worksheet

Name:

Date:

Worksheet for letter X , x

- Circle the words that begin with the letter X.

Music

story

xylophone

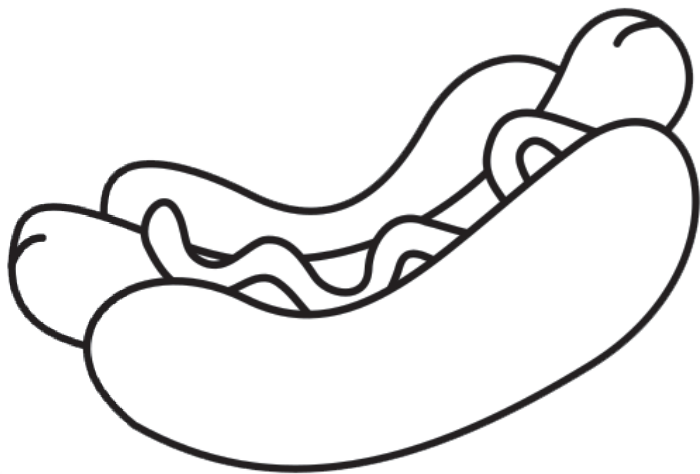
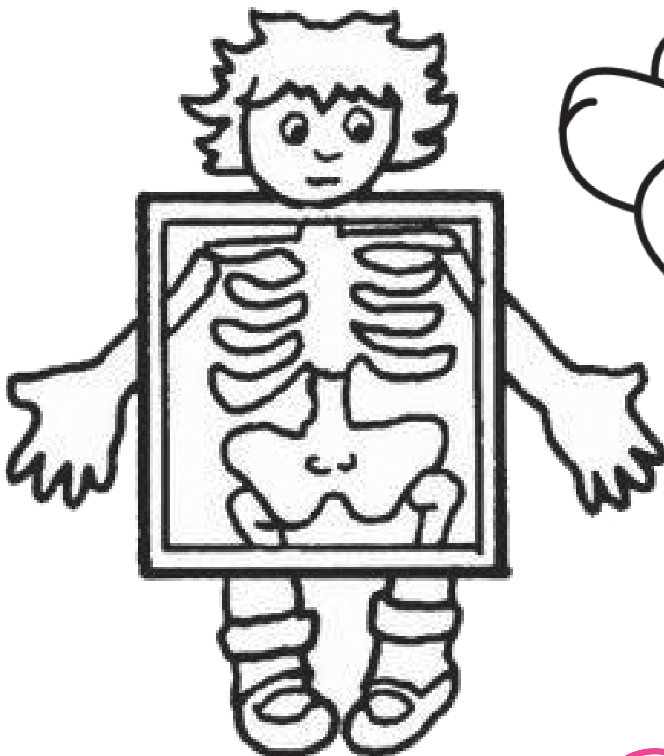
Dog

x-ray

anchor

this

- Circle the pictures that start with the letter X , then colour them.




Worksheet

Name:

Date:

Worksheet for letter W , w

- Circle around the things that begin X.



Worksheet

Name:

Date:

Worksheet for letter X , x

● Circle the letter X.

X	q	e	w	r	X	m
A	x	s	d	x	f	n
Z	X	c	v	b	x	



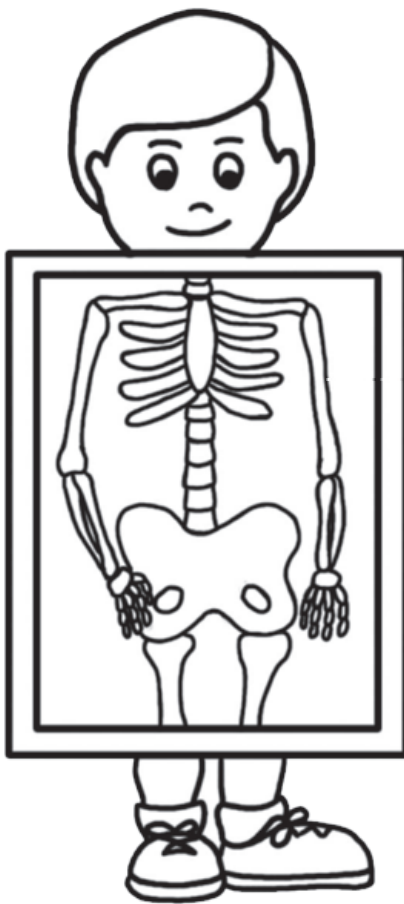
Worksheet

Name: _____


Date: _____

Worksheet for letter X , x

- Fill in the missing letter X then colour them.



___ ylophone



___ -ray

Worksheet

Name:

Date:

Worksheet for letter X , x

○ Write.



-----ray

Handwriting practice lines for the letter X. Each row consists of a solid top line, a dashed middle line, and a solid bottom line. The first row contains a solid black uppercase X. The following three rows each contain a dashed uppercase X for tracing.


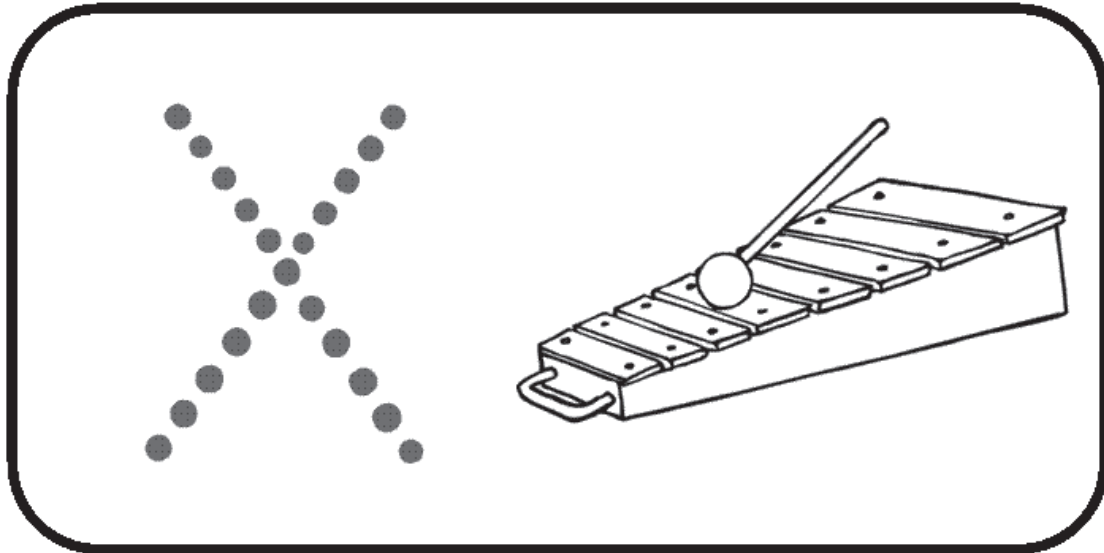
Worksheet

Name: _____

Date: _____

Worksheet for letter X , x

○ Write.



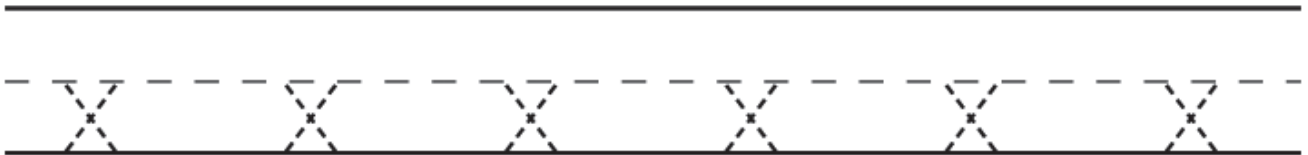
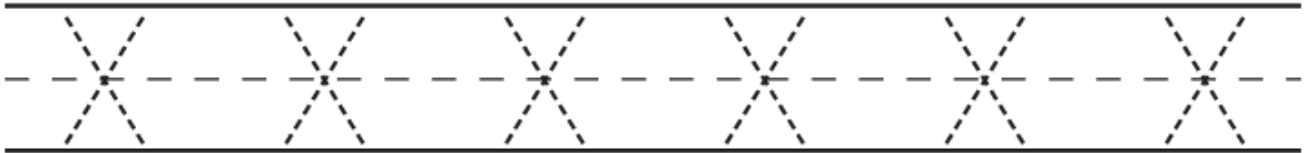
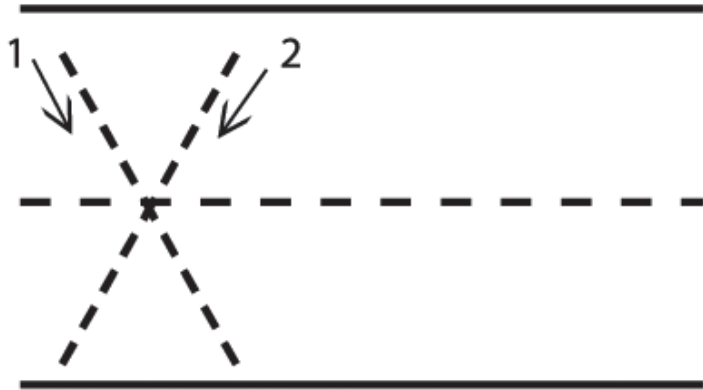
Worksheet

Name: _____

Date: _____

Worksheet for letter X , x

○ Write.



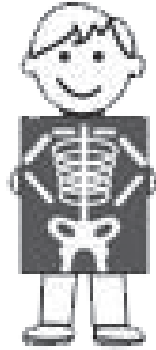
Worksheet

Name: _____

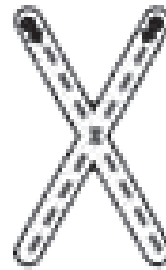
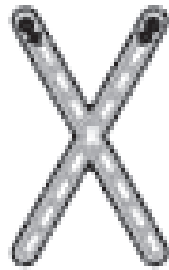

Date: _____

Worksheet for letter X , x

○ Write.



X is for X-ray.




Worksheet

Name:

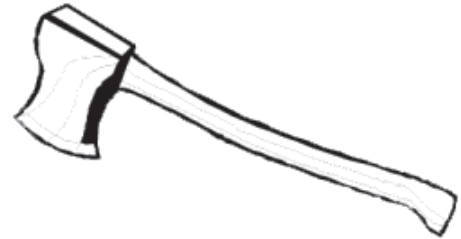
Date:

Worksheet for letter X , x

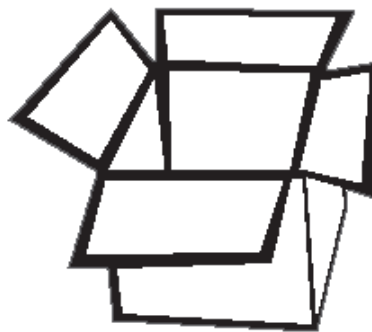
○ Write.



fox



axe



box



six



Worksheet

Name:

Date:

Worksheet for letter X , x

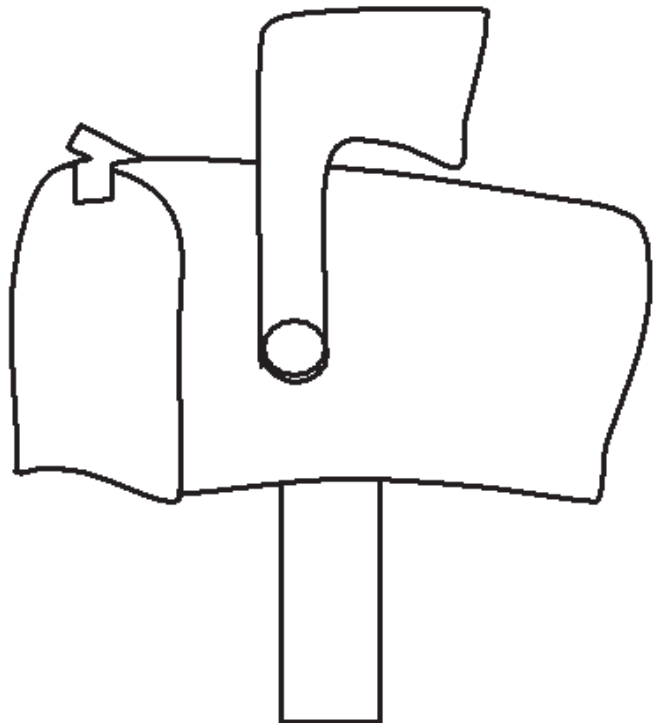
○ Write.

monitor

wax

fox

six



Worksheet

Name: _____

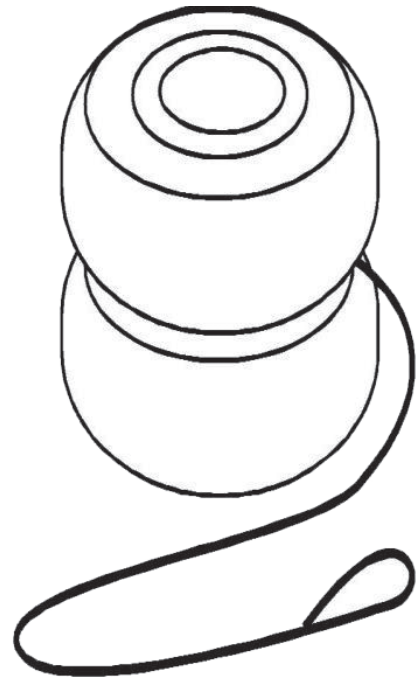
Date: _____

Worksheet for letter Y , y

- Circle the words that begin with the letter Y.

Circle	yesterday	ham	yarn	boat
Yellow	tiger	soon	yawn	yard
Yo-yo	watch	barn	yes	yoke

- Circle the pictures that start with the letter Y , then colour them.




Worksheet

Name:

Date:

Worksheet for letter Y , y

- Circle around the things that begin Y.



Worksheet

Name:


Date:

Worksheet for letter Y , y

- Circle the letter Y.

Y	a	q	w	e	r
M	y	z	x	c	y
N	b	v	y	D	Y

YAK



Worksheet


Name: _____

Date: _____

Worksheet for letter Y , y

- Fill in the missing letter Y then colour them.


___ ak



___ acht



___ oghart



___ o-yo



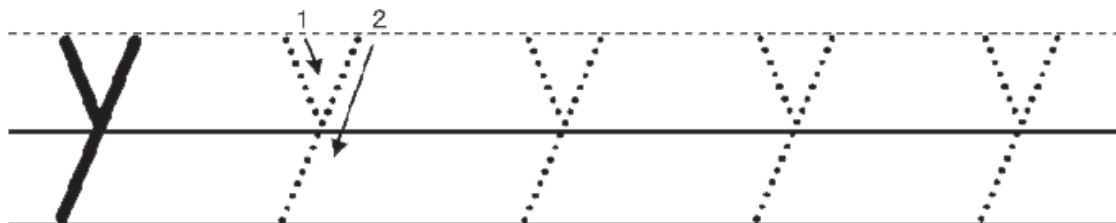
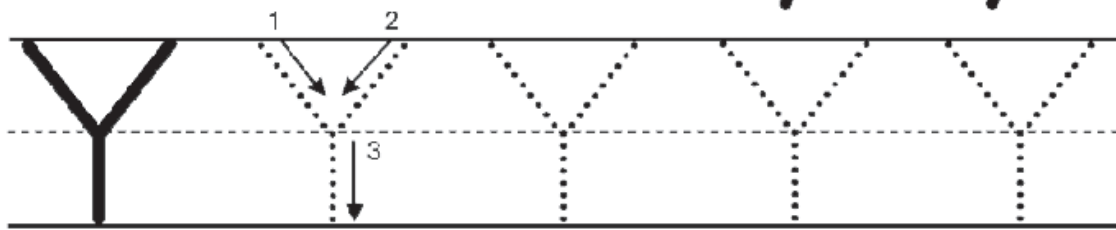

Worksheet

Name: _____

Date: _____

Worksheet for letter Y , y

○ Write.










Worksheet

Name: _____

Date: _____

Worksheet for letter Y , y

○ Write.



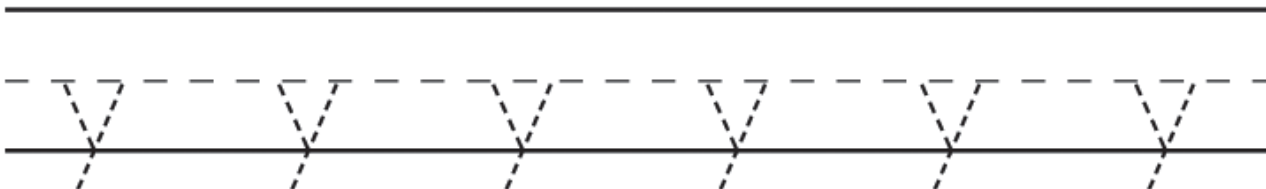
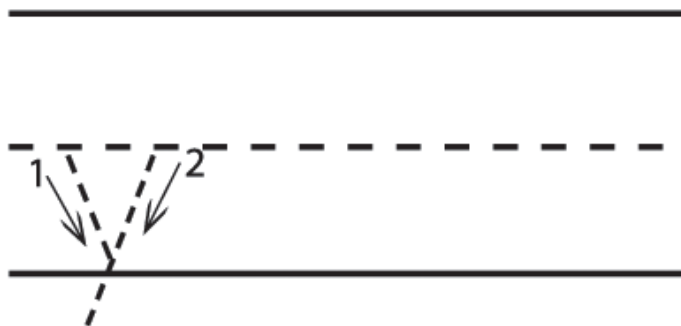
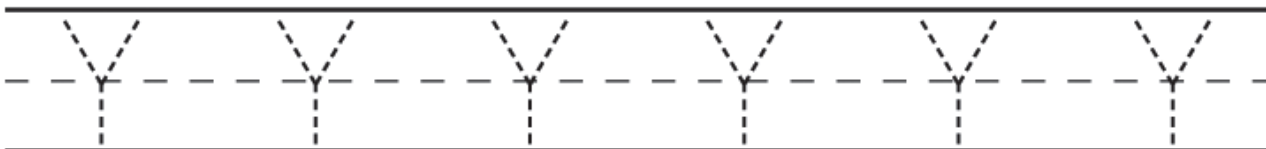
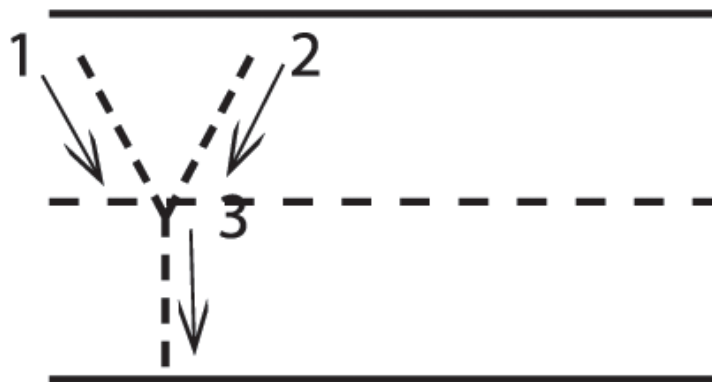
Worksheet

Name: _____

Date: _____

Worksheet for letter Y , y

○ Write.



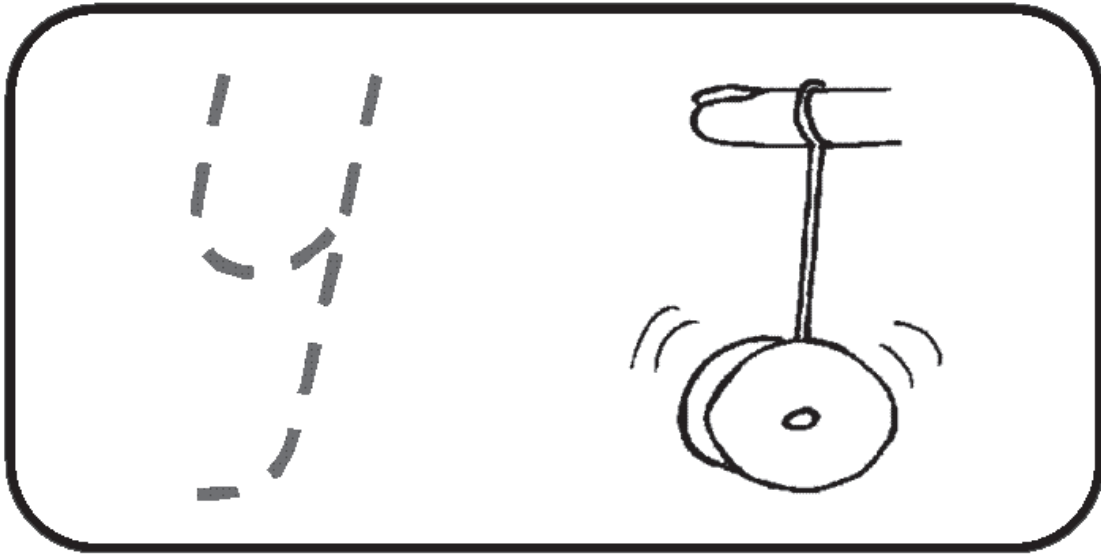
Worksheet

Name: _____

Date: _____

Worksheet for letter Y , y

○ Write.



Worksheet

Name: _____



Date: _____

Worksheet for letter Z , z

- Circle the words that begin with the letter Z.

Glory	zebra	turkey	open	zipper
Zoo	prune	house	zilch	catch
Zoom	tree	man	zig-zag	today

- Circle the pictures that start with the letter Z , then colour them.




Worksheet

Name: _____

Date: _____

Worksheet for letter Z , z

- Circle around the things that begin Z.



Worksheet

Name:

Date:

Worksheet for letter Z , z

● Circle the letter Z.

Z q w s e z b m
X z a v n k l
E r t z y u z i

Z is for Zebra 



Worksheet

Name: _____

Date: _____

Worksheet for letter Z , z

- Fill in the missing letter Z then colour them.

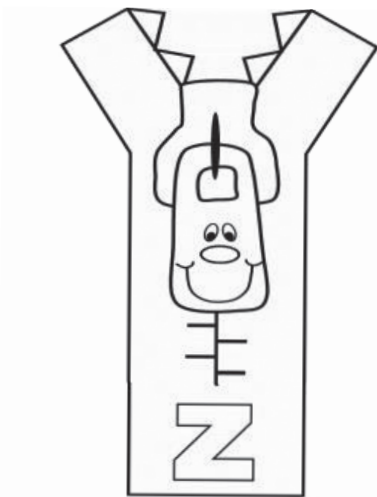
____ ebra



____ oo



____ ipper



____ ig- ____ ag



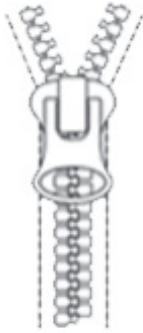
Worksheet

Name: _____

Date: _____

Worksheet for letter Z , z

- Fill in the missing letter Z.



_____ i p p e r



_____ e b r a



_____ i g _____ a g



_____ e r o

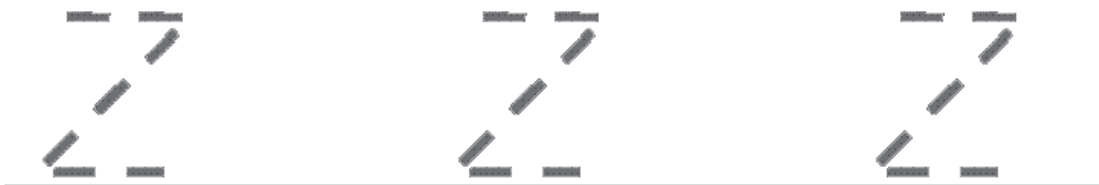

Worksheet

Name: _____

Date: _____

Worksheet for letter Z , z

○ Write.



Worksheet

Name:

Date:

Worksheet for letter Z , z

○ Write.

A B C D E F G H I J K L M N
O P Q R S T U V W X Y Z

Z Z Z Z Z



Z is for Zebra

R Z Q C Z B H Z N H

Worksheet

Name:

Date:

Worksheet for letter

- Collection / Place a Circle on the appropriate small letter.

A



s

a

w

B



b

z

v

C



n

c

x

D



r

o

d

E



z

s

e

Worksheet

Name:

Date:

Worksheet for letter

● Collection / Place a Circle on the appropriate small letter.

F



f

i

p

G



g

l

k

H



j

h

c

I



a

q

i

J



s

n

j

Worksheet

Name: _____

Date: _____

Worksheet for letter

● Collection / Place a Circle on the appropriate small letter.

K



z

k

q

L



b

e

l

M



m

a

e

N



f

w

n

O



r

h

o

Worksheet

Name:

Date:

Worksheet for letter

● Collection / Place a Circle on the appropriate small letter.

P



p

x

y

Q



a

q

m

R



r

b

t

S



u

y

s

T



t

k

l

Worksheet

Name:

Date:

Worksheet for letter

- Collection / Place a Circle on the appropriate small letter.

U



e

u

q

V



v

h

j

W



k

z

w

X



r

t

x

Y



h

y

a

Worksheet

Name: _____

Date: _____

Collection

● Circle the right picture.

Banana



Cat



Juice



Sun



Worksheet

Name: _____

Date: _____

Collection _____

- Collection / Connect the image and the character you begin with.



Worksheet

Name: _____

Date: _____

Collection

- Collection / Connect the image and the character you begin with.



B



D



C



F







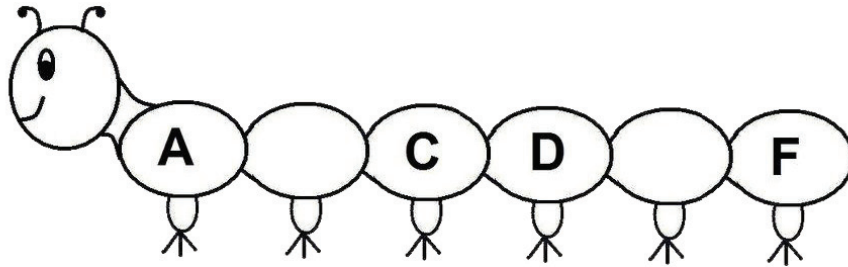
Worksheet

Name:

Date:

Collection / Complete

● Fill in the letter.



Worksheet

Name: _____

Date: _____

Collection _____

- Collection / Draw line between the capital letter and small letter.

A ○

○ z

V ○

○ q

Z ○

○ a

Q ○

○ s

S ○

○ v

Worksheet

Name: _____

Date: _____

Collection _____

● Collection / Complete.

D	_____	F
---	-------	---

_____	E	F
-------	---	---

D	E	_____
---	---	-------


Worksheet

Name:

Date:

Collection

● Collection / Circle.



D

E

F



D

E

F

Worksheet

Name: _____

Date: _____

Collection _____

● Collection / Circle.



G

H

I



G

H

I

Worksheet

Name: _____

Date: _____

Collection _____

● Collection / Circle.



J

K

L



J

K

L

Worksheet

Name:

Date:

Collection

● Collection / Match.







Worksheet

Name:

Date:

Collection

● Collection / Match.



Worksheet

Name: _____

Date: _____

Collection _____

● Collection / Complete.

O	_____	Q
---	-------	---

_____	P	Q
-------	---	---

O	P	_____
---	---	-------

Worksheet

Name:

Date:

Collection

● Collection / Match.





Worksheet

Name: _____

Date: _____

Collection

● Collection / Tick in .



Worksheet

Name: _____

Date: _____

Collection

- Change a letter. Each picture illustrates a common word. Change one letter of each word to produce the name of an animal, Complete the picture of each animal.

1

Hat



___ at




2

House



Ho ___ se




3

Boat



___ oat



Worksheet

Name: _____

Date: _____

4

Lamp



Lam__




5

Pen



__er



6

Pear



__ear

