



1 Define these words:

1. **Government:**

2. **Laws:**



2 Why is law so important to any society?

.....
.....



3 Give one example of a person who breaks the law.


.....
.....



4 Put these words in meaningful sentences :

1. **Tradition:**

2. **Citizen:**



5 Explain how these people are helping others.



6 Write about a time when you helped someone. How did you help him/her? What did you feel?

.....

.....

.....

.....

.....

.....

.....



1 Why do we need a passport?

.....

.....

.....



2 Why do we use the traffic lights?

.....

.....

.....



3 Write true or false:

1. If you are a Tunisian, you are allowed to have a Jordanian passport. ()
2. Doctors can give their patients passports. ()
3. All road signs are shared around the world. ()



4 Draw a sign that shows there is a lion here in the jungle.



1 Explain how do people keep themselves safe?

.....
.....



2 List 3 characteristics of good community members.

1.
2.
3.



3 Draw one person who keeps people safe from danger.



4 Who am I?

1. I make delicious bread for you
2. I help children learn new skills and develop them
.....
3. I protect the country from danger and enemies.
.....

Draw me!



Student's Name

Quiz (I) – Unit (I)

1 Choose the suitable word from the box.

(custom, citizen, community, tradition)

1. A person who belongs to a country is
2. A group of people who live in the same place and share the same facilities is a
3. is a way of thinking that has been used by people in a group for a long time

2 Give 3 examples of helping others.

1.
2.
3.

3 Give 3 examples of people providing citizens with services. Justify how they do it.

1.
2.
3.



Student's Name

Quiz (I) – Unit (I)

4 Put (x) under the picture that shows helping others:



5 Why do you think that helping people makes us feel better?

.....

.....

.....

.....

Watch the Video!



<https://www.youtube.com/watch?v=TiZoHudqFq8>



What is the video talking about?

.....

.....

.....

.....

.....

.....

.....

Explain the Proverb!



“Educate a boy, and you educate an individual. Educate a girl, and you educate a community.”

.....

.....

.....

.....

.....

.....

.....

.....

.....

.....

.....

.....

.....

.....

.....

.....

.....

.....

.....

.....

.....

.....



1 Put these words in useful sentences:


1. Globe:

2. Model:

3. Map:



2 Which of the following are maps?



3 Choose the correct word form the choices below:

(details - size - small - earth)

1. A model of mobile is different from the real mobile in.....


2. The teacher made a model of earth, because it's.....

3. Our planet is called.....



4 What are the continents?

.....
.....



5 Choose the suitable word from the words below to fill in the blanks:

(land - blue - continents - seven)

1. The world is made up of and water.
2. The land is divided into continents.
3. stands for water on the map.



6 Describe your continent.

.....
.....



7 Draw a sea.

A large white rectangular area for drawing, set against a light green background.

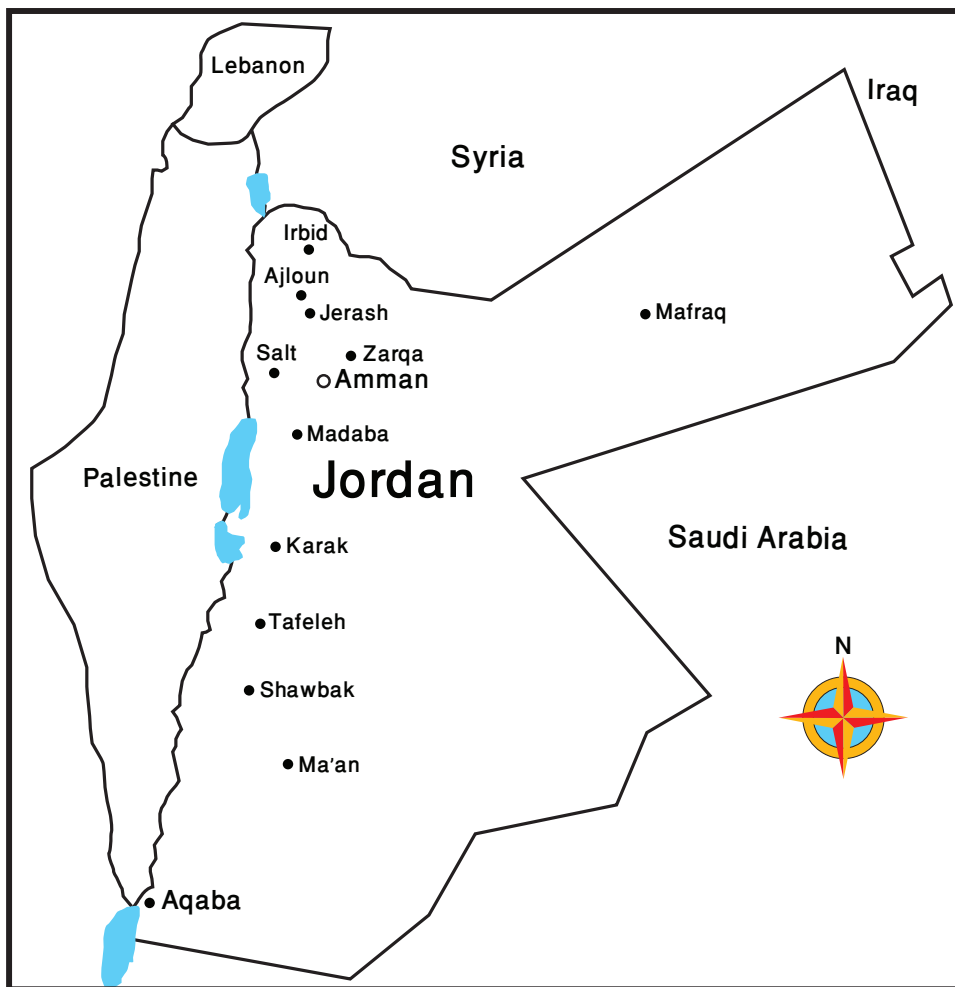


1 | Mention 3 of the oceans we have on Earth.

- 1.
- 2.
- 3.



2 | Look at the map, and then follow the instructions:



1. Mention the four directions of Jordan.

.....

.....

2. Color Iraq with green.

3. Color Aqaba with blue.

3. Circle your city with red.



Student's Name

Quiz (2) – Unit (2)

1 Match each word with its definition:

Model



• the planet we live on

Globe



• a model of Earth

Earth



• a small copy of something big

Map



• a drawing of place or part of the world

2 Use these words in meaningful sentences:

1. Round:

2. Size:



Student's Name.....

Quiz (2) – Unit (2)

3 Match the following continents to their description.

I'm the smallest continent

• Oceania

I'm divided into 2 continents "North and South"

• America

I'm the largest continent

• Asia

Nobody lives on me

• Europe

Only Asia is larger than me

• Africa

Only Oceania is smaller than me

• Antarctica

Watch the Video!



<https://www.youtube.com/watch?v=gFIS3aLQPfs>



What is the video talking about?

.....

.....

.....

.....

.....

.....

.....

.....

Explain the Proverb!



No man is an island, entire of itself; every man is a piece of the continent.

.....

.....

.....

.....

.....

.....

.....

.....

.....

.....

.....

.....

.....

.....

.....

.....

.....

.....

.....

.....


.....

.....



1 Why the Arab world's location is so important?

.....
.....



2 Use these words in meaningful sentences:

- 1. Population:.....
- 2. Boundary:.....
- 3. Arab World:.....



3 Draw the compass rose and then locate these places:

- 1. The Arabian Ocean.
- 2. The Mediterranean Sea.
- 3. Taurus Mountains.

Grade 2

Student's Name

Worksheet 1

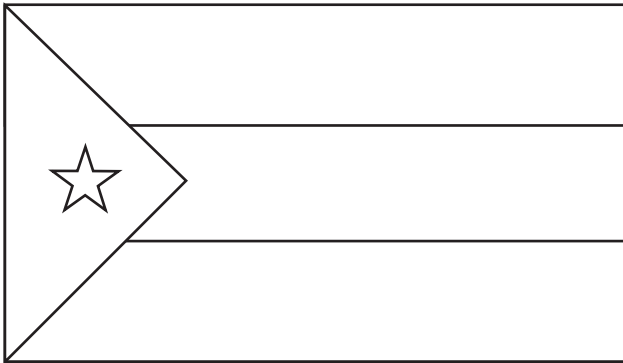
Unit 3

Lesson 1







Color these flags and name them:



.....



.....



.....



.....



2 Fill in the blanks with the correct answer:

1. The population of the Arab World is.....
2. The largest Arab country is.....
3. I'm proud of being a(n).....



3 Cut this part, fill it and give it to your teacher.

	Name:.....
	Date of Birth:.....
	place of Birth:.....
	Nationality:.....



Student's Name

Quiz (3) – Unit (3)

1 What are the colors of Saudi flag?

.....

.....

2 In which part is of the Arab world is your country?

.....

.....



3 Draw a simple map of the Arab world.

Watch the Video!



<https://www.youtube.com/watch?v=5Xsi9Pzvm8Y>



What is the video talking about?

.....

.....

.....

.....

.....

.....

.....



1 What do we mean by:

- 1. Slavery:
- 2. Idolatry:
- 3. Bedouins:



2 Answer these sentences:

- 1. Before Islam, the Arabs who lived in the Arabian Peninsula were mainly.....
- 2. Some tribes lived in towns or cities, such as..... and.....which were cities in Hijaz.
- 3. Each tribe used to have its own.....



3 Write true or false:

- 1. Many people in the Arabian Peninsula worshipped either the stars or the idols ().
- 2. Arabs used to have a government and law before Islam ().
- 3. Bedouins used to live in cities ().



1 Define the following:

Pilgrimage.....

Merchants.....

Shepherds.....



2 Why were the citizens of Makka merchants and money-lenders?

.....
.....



3 When and where was Prophet Muhammad (Peace Be Upon Him) born?

.....
.....



4 Why were children of Quraysh sent to Badeiah?

.....
.....



1 What did people call Muhammad (Peace Be Upon Him)? Why?

.....

.....

.....

.....



2 Write a popular story that you know about Muhammad (Peace Be Upon Him).

.....

.....

.....

.....

.....

.....

.....

.....

.....

.....



3

Why is Muhammad (Peace Be Upon Him) the greatest man who ever lived?

.....

.....

.....

.....

.....

.....

.....

.....

.....

.....

.....

.....

.....

.....

.....

.....

.....

.....

.....

.....

.....



Student's Name

Quiz (4) – Unit (4)

1 Match each term to its definition:

- | | |
|---------------------|--|
| Slavery • | • an area of land surrounded with water from three sides that includes Saudi Arabia, Yemen, Oman, UAE, Qatar, Bahrain and Kuwait |
| Bedouins • | • a group of many large families that are all related to each other |
| Idolatry • | • nomadic Arabs moving from one place to another in the desert |
| Tribe • | • the habit of selling and buying people |
| Arabian Peninsula • | • the worship of idols or false gods |

2 Use these words in meaningful sentences:

1. Daughter:.....
2. Leader:.....
2. Courage:.....



1 Put these words in meaningful sentences:

- 1. Emotional:
- 2. Hygiene:
- 3. Air:
- 4. Wants:



2 Justify why the family is very important in our lives.

.....

.....



3 List 3 of the major physical needs.


- 1.
- 2.
- 3.



4 Differentiate between saving and spending.

.....

.....



5 List three needs and three wants for each column.

Needs	Wants



6 Draw few things you need to survive.



1 Give two examples of bartering.

1.

2.



2 What is the difference between bartering and using money?

.....

.....



3 Complete these sentences:

1. The money we pay to buy goods is a.....

2. The first paper money was issued in.....

3. Paper bills and coins used to pay for goods and services are known as.....



4 Draw your country's currency.

A large white rectangular area for drawing the student's country's currency.



Student's Name

Quiz (5) – Unit (5)

1 List 3 currencies used around the world.

1.

2.

3.

2 Mention 3 things that people used as money.

1.

2.


3.

3 Classify the following into needs or wants:

(burger/water/mobile/education/laptop/internet/t-shirt)

Needs	Wants

Watch the Video!



<https://www.youtube.com/watch?v=ADaY6THQp3Y>



What is the video talking about?

.....

.....

.....

.....

.....

.....

.....

.....

Explain the Proverb!



There can be economy only where there is efficiency.

.....

.....

.....

.....

.....

.....

.....

.....

.....

.....

.....

.....

.....

.....

.....

.....

.....

.....

.....

.....

.....

.....

.....


.....



1 Choose the suitable word from the words below to fill in the blanks:

(London - harm - safety - injuries)

- 1. The first city used the traffic lights is.....
- 2. Following safety rules prevents.....and keeps our bodies safe from.....



2 Explain: How do road signs guide drivers?

.....

.....



3 Give one reason for each of the following:

- 1. We must learn about safety rules.
.....
- 2. We need to wear the seat belt while driving.
.....
- 3. You must check the tires of the bicycle before you ride it.
.....



4 Draw a sign that shows you mustn't blow the horn.

A large white rectangular area for drawing a sign.




1 Mention 3 safety rules at home.

- 1.
- 2.
- 3.



2 What do these pictures refer to?



.....



.....



.....



.....



3 Draw a sign that shows there is a traffic light.

A large white rectangular area for drawing a sign that shows there is a traffic light.



Student's Name

Quiz (6) – Unit (6)

1 Give a reason for each of the following:

1. Never add water to a pan that has hot oil in it.

.....

2. Keep paper towels, dish towels and pot holders away from the oven.

.....

3. Keep anything that uses electricity away from water.

.....

2 Put (x) under the picture that shows safety:





Student's Name

Quiz (6) – Unit (6)

3 Mention 2 safety rules while riding a bike.

1.

2.

4 Match the following road signs to their uses:

I'm a sign that has other colors or shapes



• gives information.

I'm a sign in a red triangle



• shows what isn't allowed.

I'm a sign in a red circle



• shows what is allowed.

I have a circular shape in any color other than red



• shows danger.

Watch the Video!



<https://www.youtube.com/watch?v=Owli9I6uYYU>



What is the video talking about?

.....

.....

.....

.....

.....

.....

.....

Explain the Proverb!



Safety is as simple as ABC - Always Be Careful.

.....

.....

.....

.....

.....

.....

.....

.....

.....

.....

.....

.....

.....

.....

.....

.....

.....

.....

.....

.....

.....

.....