

Unit 1: All About Myself.

Lesson 1: Who am I?

Page **6**: Answer varies.

Lesson 2: My Health.

Page 6: Question 1:

1- Bath 2- germs 3- wash 4- comb 5- brush 6- clean

Page **8**:

Question 2: to have a healthy body.

Question 3: to be fit.

Question 4: be in a good health and not diseased.

Question 5: 1- Fruits 2- Vegetables 3- Meat 4- Dairy

Lesson 3: My Friends.

Page **9**:

Question 1:

I have green eyes – with the second picture

I have blue eyes – with the first picture

I have black eyes – with the fourth picture

I have brown eyes – with the third picture

Question 2:

- 1- Black
- 2- Blond
- 3- Brown

page **10**:

Question 3: answer varies.

Question 4: answer varies.

Question 5: answer varies.

Lesson 4: My Family



Question 1: 1- Family 2- parent 3- save 4- study

Question 2: 1- healthy food 2- warm house

Question 3: 1- Love 2- safety

Question 4: drawing!

Question 5: answer varies.

Lesson 5: My Relatives



Question 1: Grandparent – with the second option.

Cousin – with the fifth option

Aunt – with the fourth option

Feast – with the first option

Uncle – with the **third** option

Question 2: 1- respect 2- food 3- cousins

Question 3: sticking a picture!

Unit 2: All Around Me

Lesson 1: My House.



Question 1: Building – with the fourth option

Apartment – with the second option

Villa – with the first option

Compound – with the third option

Question 2: 1- litter 2- citizen 3- neighbor

Question 3: 1- stones 2- iron 3- wood

Question 4: 1- help other people 2- keeps the country clean

Question 5: Drawing!

Lesson 2: My School 

Question 1: 1- How to read 2- How to write

Question 2: playground – with the third option.

Classroom – with the first option

Library – with the second option

Garden – with the fifth option

Cafeteria – with the fourth option


Question 3: 1- Arabic 2- English 3- Math 4- Science

Question 4: Religion – with the fourth picture

Arabic – with the third picture

English – with the fifth option

Science – with the second option

Question 5: Drawing! 

Lesson 3: My Neighborhood 

Question 1: 1- neighborhood 2- mall 3- park 4- clean 5- school 6- mosque

Question 2: Mall – with the fifth picture

Park – with the first picture


School – with the second picture

House – with the third picture

Building – with the sixth picture

Mosque – with the fourth picture

Lesson 2: My City

Question 1: 1-Houses  2- Villas 3- Malls 4- Restaurants 5- Airports

Question 2: Airport – with the second option

Factory – with the fourth option

Transportation – with the first option

Job – with the third option

Question 3: 1- city 2- capital 3- government

Question 4: 1- banks 2- schools 3- factories 4- hospitals 5- government 6- companies

Question 5: 1- Burj Khalifa 2- buildings 3- shops 4- highways 5- hotel / restaurants

Lesson 5: My Country



Question 1: answer varies.

Question 2:

1- True 2- False 3- False 4- False 5- True 6- True

Unit 3: Map Skills.

Lesson 1: The Sun.



Question 1:

1- sunrise 2- sunset 3- spin 4- east 5- west 6- moon

Question 2:

1- True 2- False 3- True 4- False

Question 3:

1- Sunday 2- Monday 3- Tuesday 4- Wednesday 5- Thursday 6- Friday 7- Saturday

Question 4: answer varies.

Lesson 2: The Map.



Question 1: Map: is a flat drawing of a place or a part of the world.

Question 2: Blue: desks

Red: computers

Green: doors

Question 3: we need to understand the map well to know the exact locations of what the map contains.

Question 4: Drawing!

Lesson 3: The Compass Rose.



Question 1: Map: with the second option.

Compass Rose: with the third option.

Qiblah: with the first option.

Question 2: answer is on page 44/student's book.

Lesson 4: The Map Key. 

Question 1: answers are shown in the box on the top of the same page.

Question 2: the definition is on page 47 / student's book.

Question 3: the answer is on page 47 / student's book.


Question 4: the answer is on page 46 / student's book.

Question 5: drawing!

Lesson 5: The Map of My City. 

Question 1: Drawing!

Unit 4: Now and Then.

Lesson 1: Living in the Past 

Question 1: Alley – with the second option

Rear – with the third option

Village – with the first option

Bedouins – with the sixth option

Farmer – with the fourth option

Desert – with the fifth option

Question 2: 1- wheat.

2- maize.

Question 3: 1- dates 2- oranges 3- mango 4- tomatoes 5- potatoes

Question 4:

Comparison	Village	Desert
Houses	Small and close to each other. Made by mud and stones.	Tents
Shops	Small and close to each other. Made by mud and stones.	There are no shops
Work	farming	Rearing cattle and sheep for living

Question 5: chicken – with the first and the second pictures.

Sheep – with the fourth and fifth pictures

Cow – with the third picture.

Question 6: 1- False 2- False 3- True

Question 7: the answer is on page 57 / student's book.

Question 8: Drawing!

Lesson 2: Living Nowadays



Question 1:

comparison	Old Village	Modern Village
Inhabitant	Bedouins	Villagers moving from old village to modern village
Houses	small houses	Modern houses
Shops	small shops	Huge shops and malls
Streets	Narrow and unpaved	Paved and wide streets
Facilities	No water or electricity in houses	Supplied with water and electricity

Question 2: City – the definition is on page 59 / student's book.

Skyscraper – the definition in on page 72 / Glossary – student's book

Question 3: the steel, concrete and bricks are used in building houses in cities.

Question 4: the streets of the city is paved and wide.

Lesson 3: Professions.



Question 1: the definition is on page 72 / Glossary – student's book

Question 2: Blacksmith – with the second option

Pearl Diver – with the third option

Merchant – with the fourth option

Carpenter – with the first option

Question 3: 1- carpenter 2- blacksmith 3- merchant 4- pearl divers

Question 4: the answer is on page 61 / student's book

Question 5: the answer is on page 62 / student's book

Question 6:

1- computer engineering 2- programming 3- graphic design 4- telecommunication engineering

5-business management


Question 7:

1-Saudi Arabic 2- UEA 3-Qatar 4- Kuwait

Lesson 4: Food

Question 1: answer is on pages 64 and 65 / student's book

Question 2: answer is on page 66 / student's book

Question 3: 1- False 2- True 3- True 4- False 

Lesson 5: Clothes

Question 1: answer is on page 67 / student's book

Question 2: 1- traditional 2- thobe 3- jellabiyeh 4- abadaya 5- burqa

Unit 1: Jobs

Lesson 1: Money

Question 1: 1- money 2- shelter 3- health care 4- salary

Question 2: the answer is on page 86 / student's book

Question 3: answer is on page 76 / student's book

Question 4: answer is on page 77 / student's book

Question 5: Drawing!

Lesson 2: Health Care Jobs

Question 1: 1- dentist 2-doctors 3- vet 4- nurse 5- pharmacists

Question 2: Drawing!

Lesson 3: Construction Jobs 

Question 1: 1- architect 2- mason 3- electrician 4- plumber 5- painter 6- glazier

Question 2: repair – fix

Construction – the process of building something

Install – to make something ready to be used

Tunnel – a passage that goes under the ground

Question 3: Drawing!

Lesson 4: Other Jobs 

Question 1: 1- teacher 2- hairdresser 3- software developer

Question 2: answer varies.

Question 3: Drawing!

Unit 6: Water

Lesson 1: Source of Water 

Question 1: answer in page 90 / student's book


Question 2: 1- Earth 2- seas/oceans 3- blue 4- rain 5- dams

Question 3: 1- Red sea 2- Arabian sea

Question 4: Drawing!

Lesson 2: Uses of Water (1) 

Question 1: 1- cooking the food 2- washing utensils 3- washing clothes 4- washing their bodies
5- cleaning the house

Lesson 3: Uses of Water (2) 

Question 1: answering under the pictures.

Question 2: 1- cleaning cities, streets, parks, schools and more.

2- washing cars

3- cleaning lawns and gardens

Lesson 4: Saving Water 

Question 1: we will run out of it.

Question 2: answers are in page 97 and 98 / student's book

Question 3: 1- False 2- False 3- True

Question 4: because the rest of the water is either salt water or frozen water.