

Worksheet

Name: _____

Date: _____

Worksheet for number 1

- Write and colour.



1	1	1	1	1

Worksheet

Name: _____

Date: _____

Worksheet for number 1


● Write and colour.

Say the number out loud and color the boy and the big number.
Practice writing this number below.




1	-	-	-	-

Color the boy.



Color 1 snowflake.



Worksheet

Name:

Date:

Worksheet for number 1

● Write and colour.



Worksheet

Name:

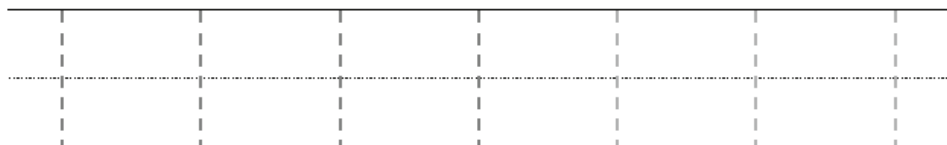
Date:

Worksheet for number 1

● Write.

1

one



one one one

one one one

Worksheet

Name: _____

Date: _____

Worksheet for number 1

● Write.



Tracing practice lines for the number 1. Each row consists of a solid top line, a dashed middle line, and a solid bottom line. The first row includes a solid vertical line for the number '1' and a downward arrow with the number '1' above it to indicate the stroke direction. The following three rows contain ten dashed vertical lines for tracing in each row.

Worksheet

Name: _____

Date: _____

Worksheet for number 1


- Write and colour.

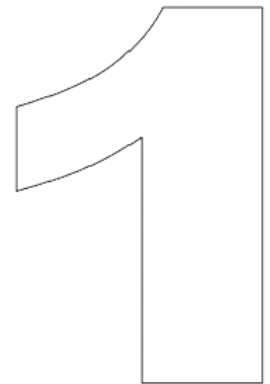
How many peaches?



One peach

One peach





Worksheet

Name:

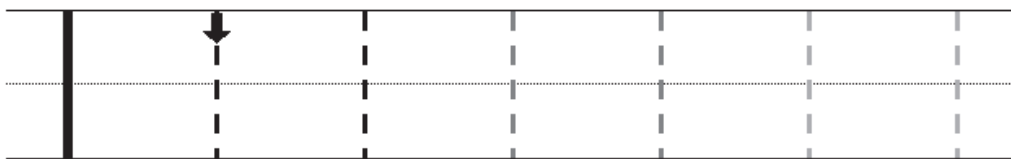

Date:

Worksheet for number 1

- Write and colour.



one
sun




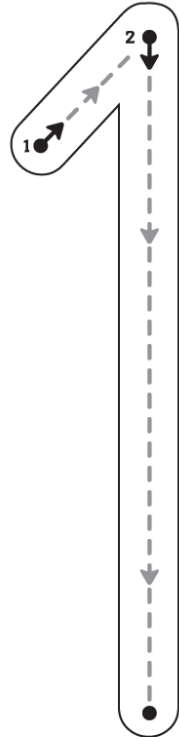
Worksheet

Name: _____

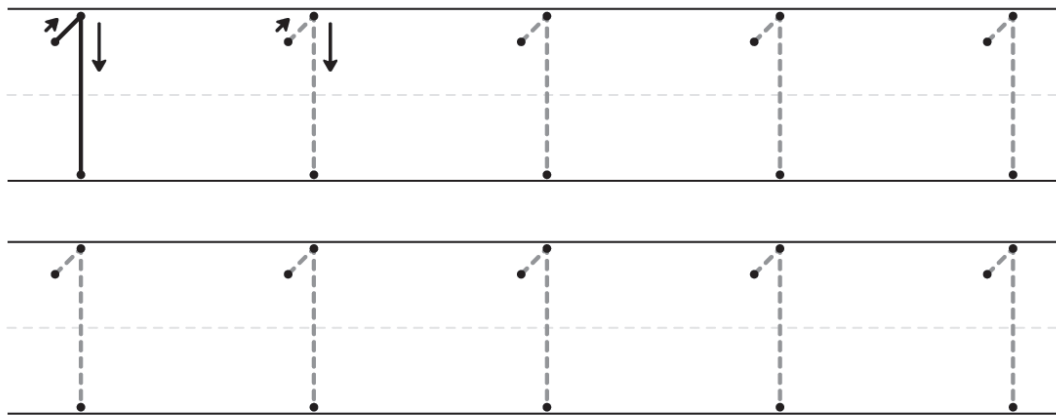
Date: _____

Worksheet for number 1

● Write and colour.



One



Worksheet

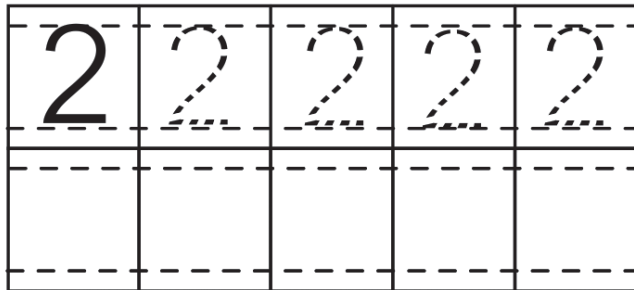

Name: _____

Date: _____


Worksheet for number 2

● Write and colour.

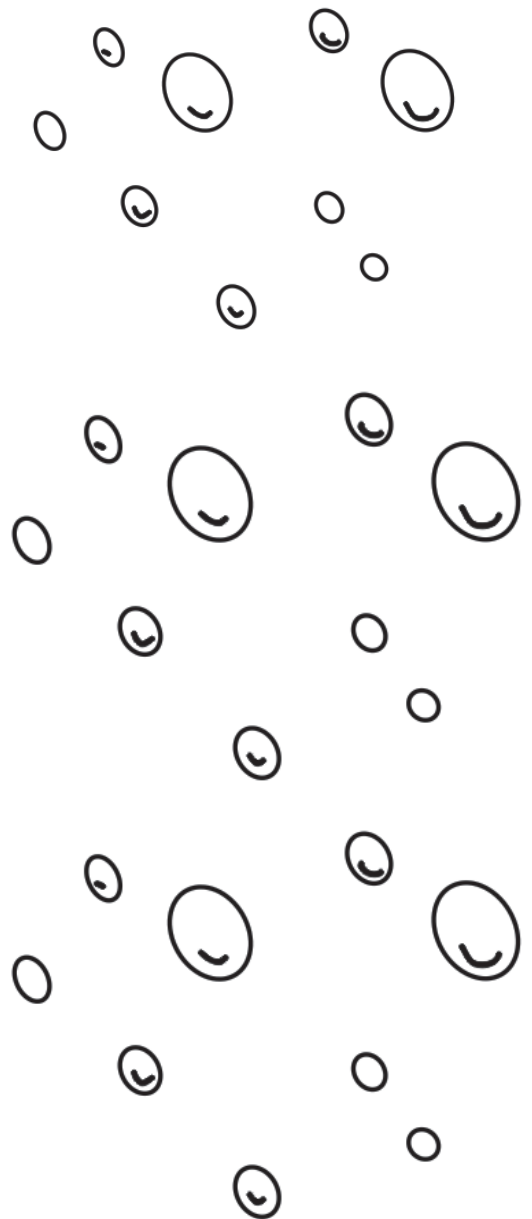
Say the number out loud and color the chickens and the big number. Practice writing this number below.



Color 2 chickens.



Color 2 corns.



Worksheet

Name:

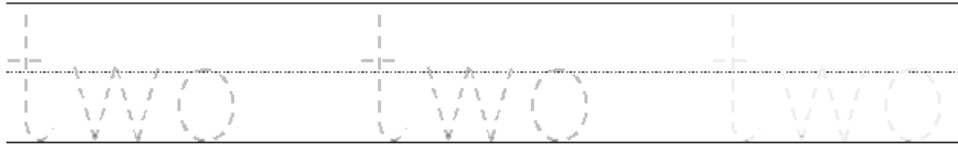
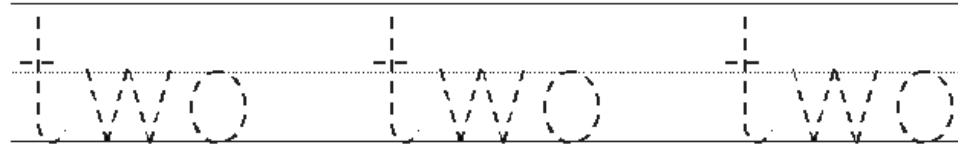

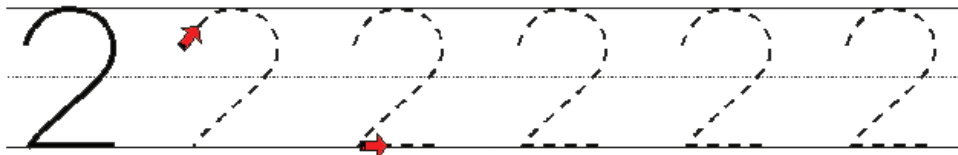
Date:

Worksheet for number 2

● Write.

2

two



Worksheet

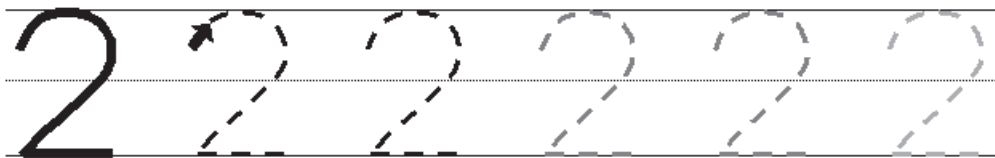
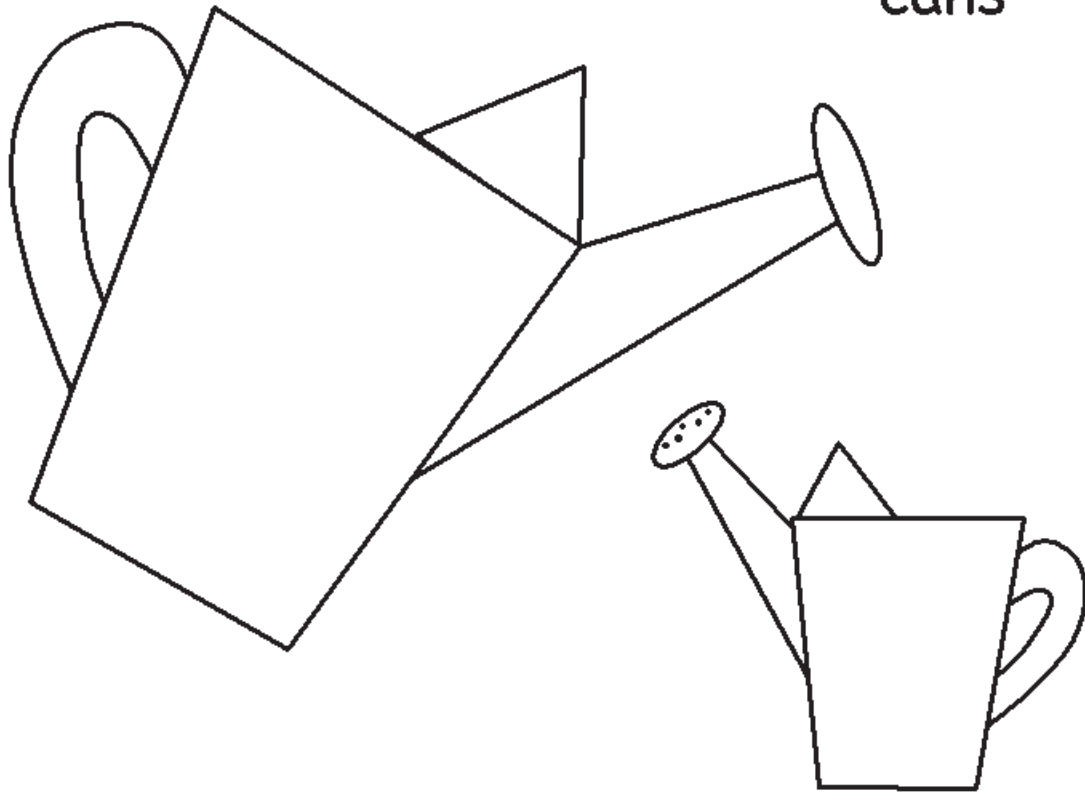
Name:

Date:

Worksheet for number 2

- Write and colour.

2 two
watering
cans



Worksheet




Name:

Date:

Worksheet for number 2

- Write and colour.

Colour two appropriate pictures red.



Trace the number 2.





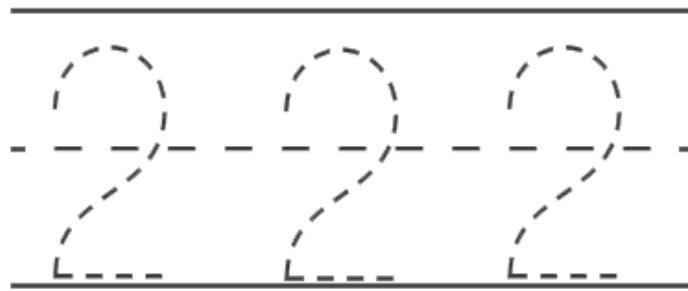
Worksheet

Name: _____

Date: _____

Worksheet for number 2

● Write and colour.




Worksheet

Name: _____

Date: _____

Worksheet for number 2

● Write and colour.



2 2 2

2 2 2

2 2 2 2

2 2 2 2

2 2 2 2

2 2 2 2 2

2 2 2 2

2 2 2 2 2 2 2 2


Worksheet

Name: _____

Date: _____

Worksheet for number 2

● Write and colour.



Four rows of handwriting practice lines. Each row consists of a solid top line, a dashed middle line, and a solid bottom line. Each row starts with a small black dot on the top line to indicate the starting point for writing the number 2.


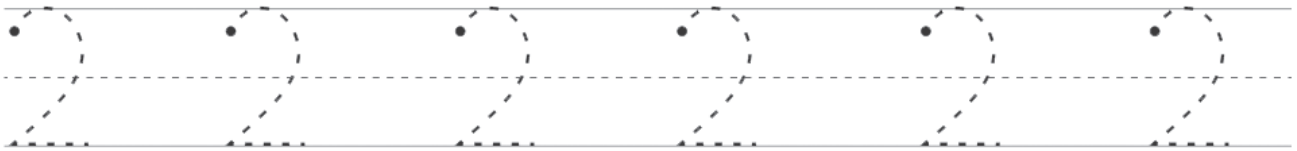
Worksheet

Name: _____

Date: _____

Worksheet for number 2

● Write and colour.



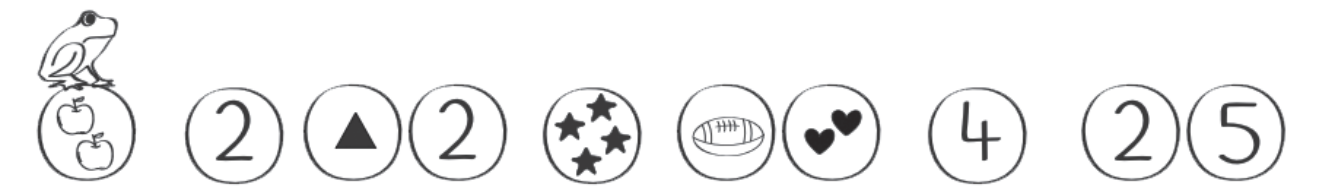


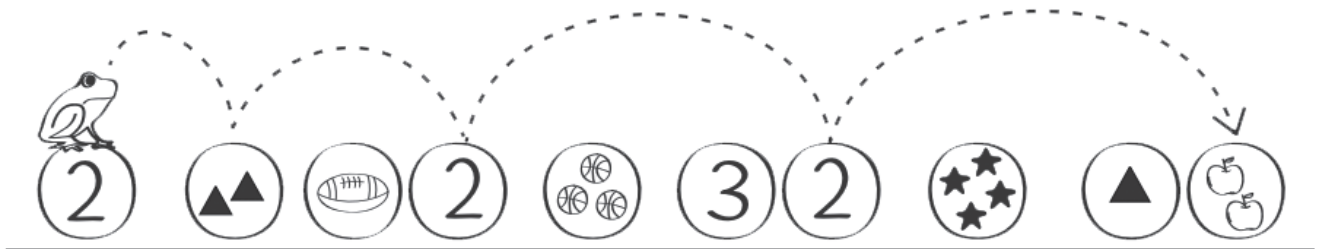
Worksheet

Name: _____

Date: _____

Worksheet for number 2

● Write and colour.



Worksheet

Name: _____

Date: _____

Worksheet for number 2

- Write and colour.



two	2	2	2
-----	---	---	---


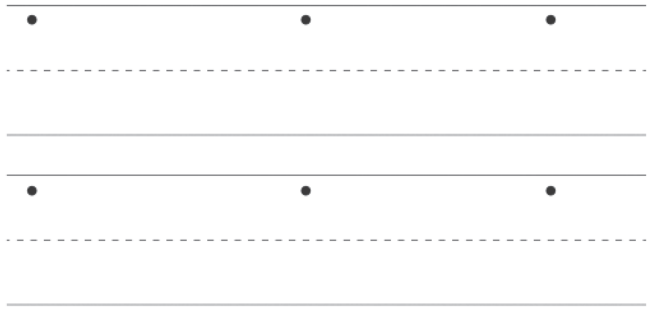
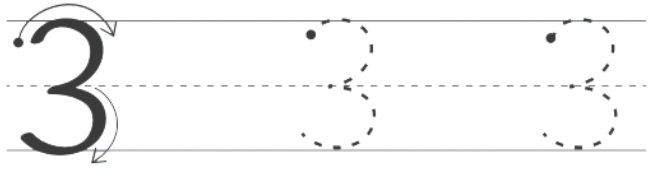
Worksheet

Name: _____

Date: _____

Worksheet for number 3

● Write and colour.



Worksheet

Name:

Date:

Worksheet for number 3

● Write and colour.






Worksheet

Name: _____

Date: _____

Worksheet for number 3

● Write and colour.



three	3	3	3
-------	---	---	---

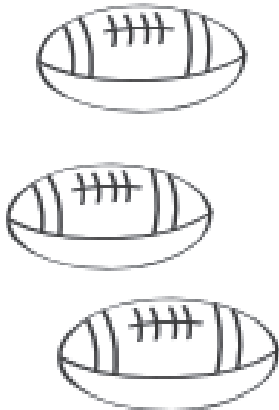
Worksheet

Name: _____

Date: _____

Worksheet for number 3

- Circle all the sets of five items, and all the numbers 3.

4		3	
	2		5
3		1	

Worksheet

Name: _____

Date: _____

Worksheet for number 3

- Write and colour.



3	3	3	3	3

Worksheet

Name: _____

Date: _____

Worksheet for number 3


● Write and colour.

Say the number out loud and color the clouds and the big number. Practice writing this number below.






3	3	3	3	3

Color 3 clouds.



Color 3 birds.



Worksheet

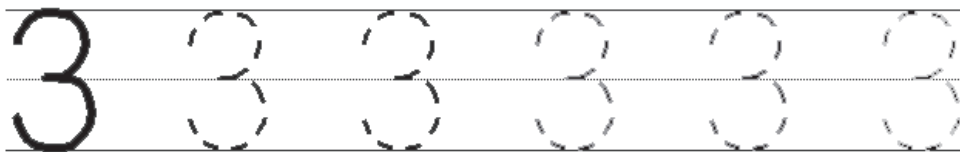

Name:

Date:

Worksheet for number 3

- Write and colour.

3 three
clouds



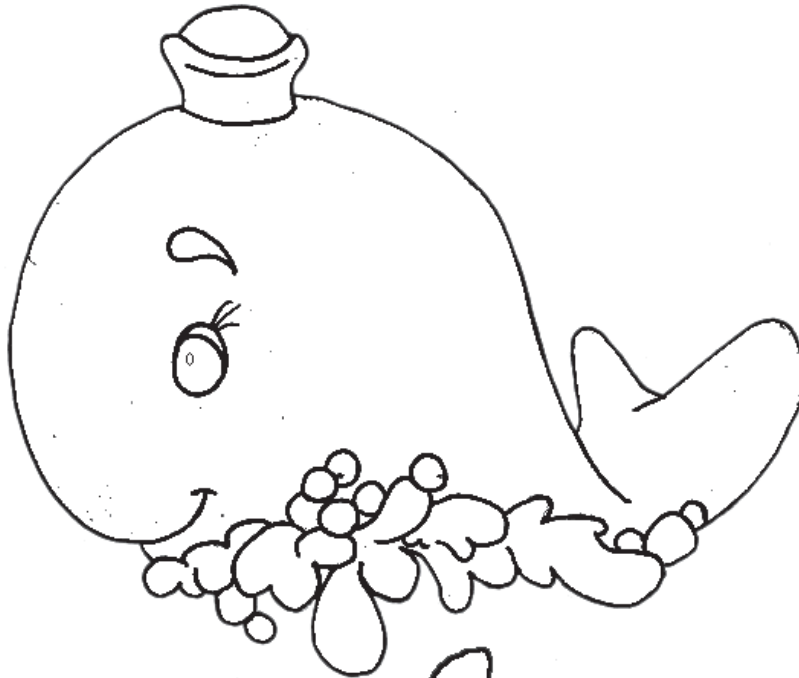
Worksheet

Name: _____

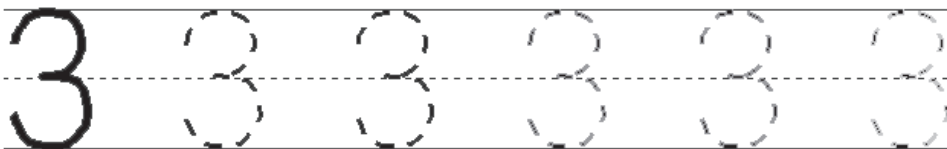

Date: _____

Worksheet for number 3

- Write and colour.



3
Whales



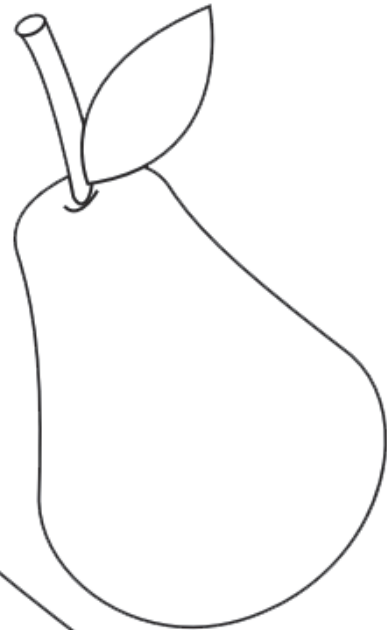
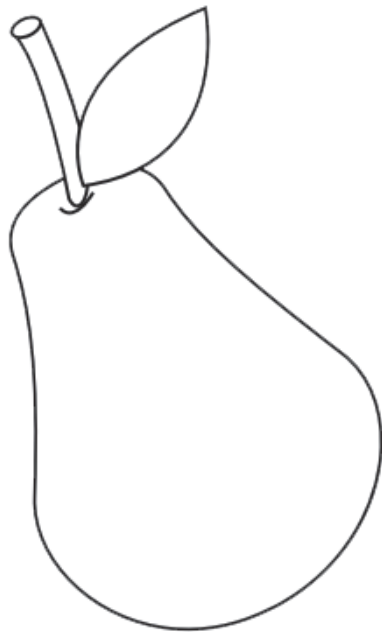
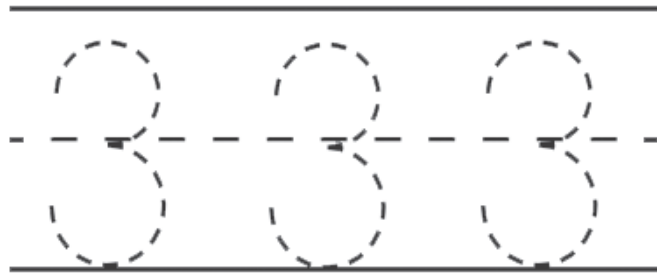
Worksheet

Name:

Date:

Worksheet for number 3

- Write and colour.



Worksheet

Name: _____

Date: _____

Worksheet for number 3

● Write.



3 3 3 3 3 3 3

3 3 3 3 3 3 3

3 3 3 3 3 3 3

3 3 3 3 3 3 3

Worksheet

Name: _____

Date: _____

Worksheet for number 4

● Write and colour.

Handwriting practice for the number 4. The first row shows a solid number 4 followed by five dashed number 4s for tracing. The following five rows each contain six dashed number 4s for tracing. Each number is positioned on a set of three horizontal lines (top, middle, bottom) with a starting dot at the top line.


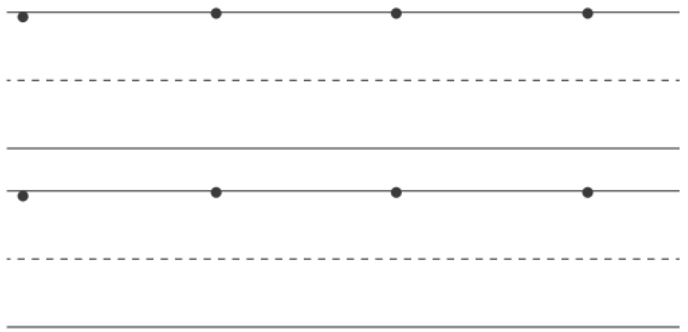
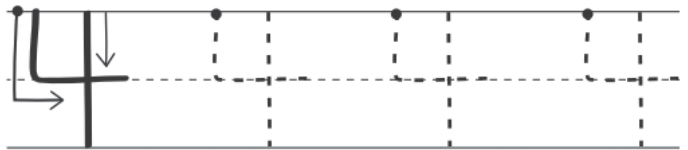
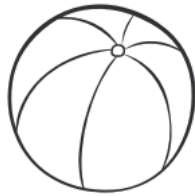
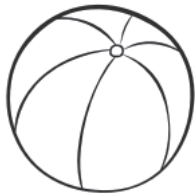
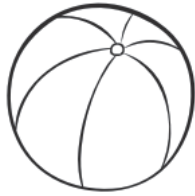
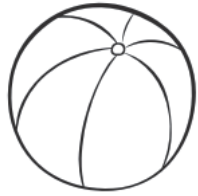
Worksheet

Name: _____

Date: _____

Worksheet for number 4

● Write and colour.



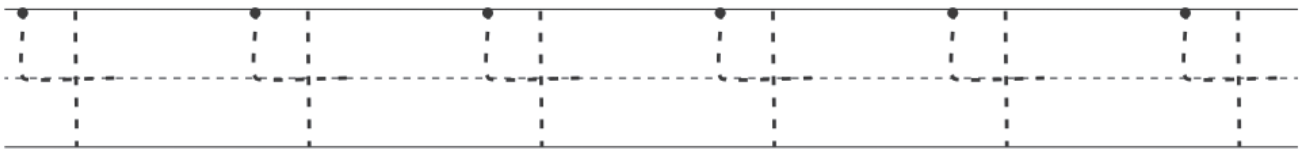
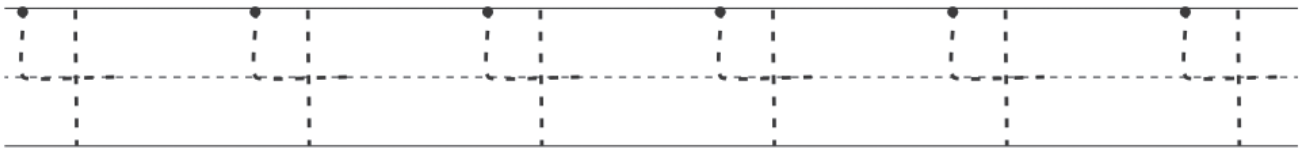
Worksheet

Name: _____

Date: _____

Worksheet for number 4

● Write and colour.



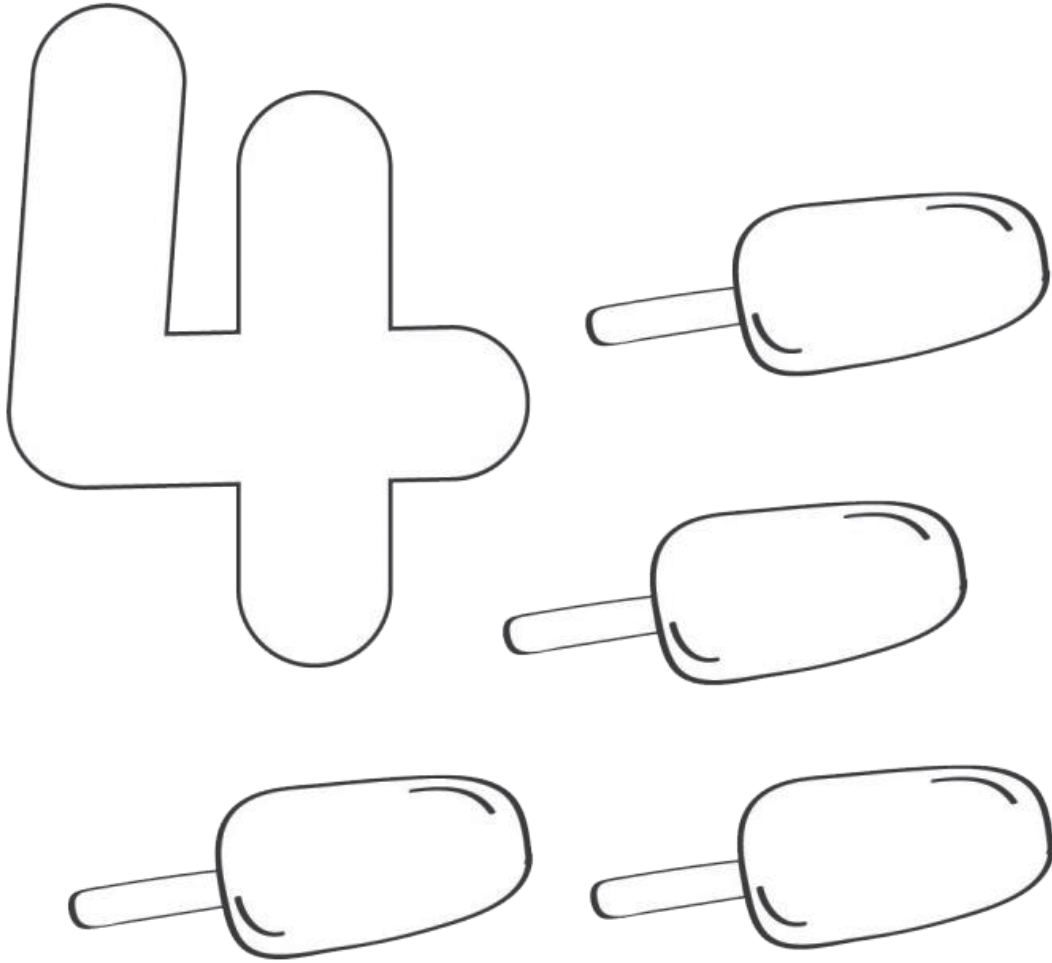
Worksheet

Name: _____

Date: _____

Worksheet for number 4

- Write and colour.



four	4	4	4
------	---	---	---

Worksheet

Name: _____

Date: _____


Worksheet for number 4

● Write and colour.

Say the number out loud and color the trees and the big number.
Practice writing this number below.



Color 4 squirrels.



4	4	4	4	4

Color 4 trees.



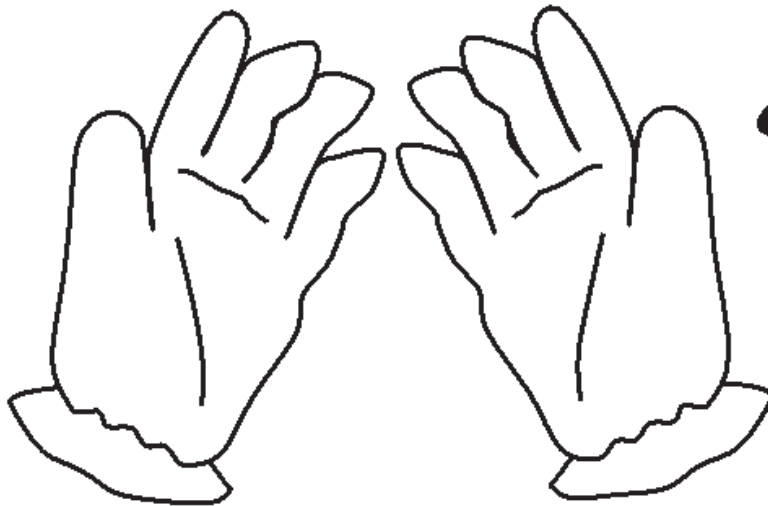
Worksheet

Name: _____

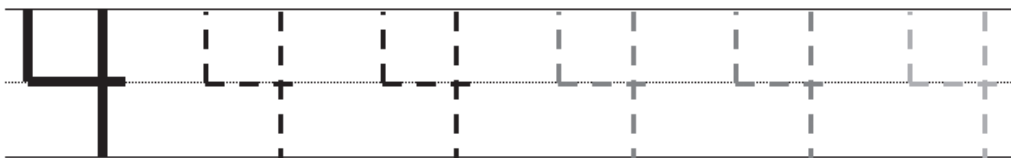
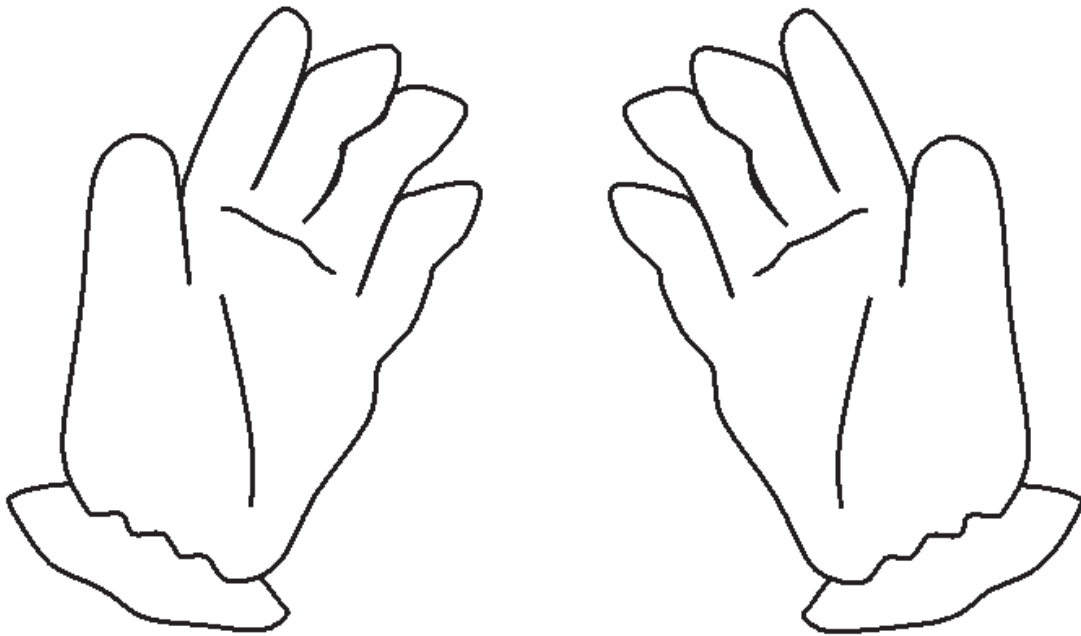
Date: _____

Worksheet for number 4

● Write and colour.



4 four gloves



Worksheet

Name:

Date:

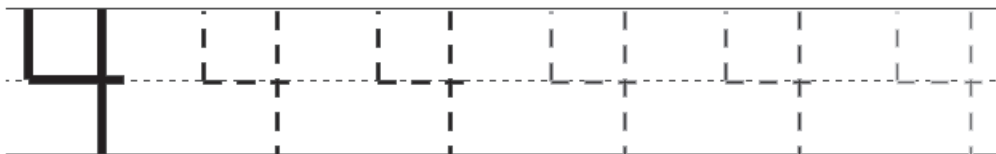
Worksheet for number 4

- Write and colour.



4

Holly
Leaves



Worksheet

Name: _____

Date: _____

Worksheet for number 4

- Write and colour.



4	4	4	4	4





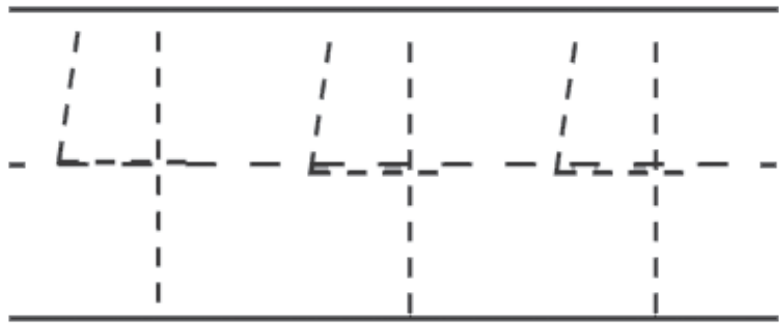
Worksheet

Name: _____

Date: _____

Worksheet for number 4

● Write and colour.



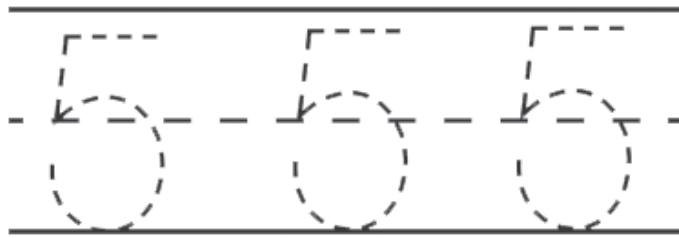
Worksheet

Name: _____

Date: _____

Worksheet for number 5

- Write and colour.



Worksheet

Name: _____

Date: _____


Worksheet for number 5

● Write and colour.

Say the number out loud and color the snowmen and the big number. Practice writing this number below.



Color 5 brooms.



5	5	5	5	5

Color 5 snowmen.



Worksheet

Name: _____

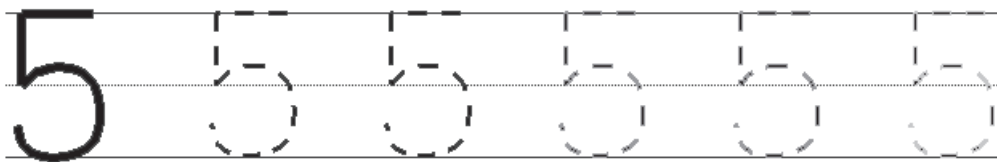
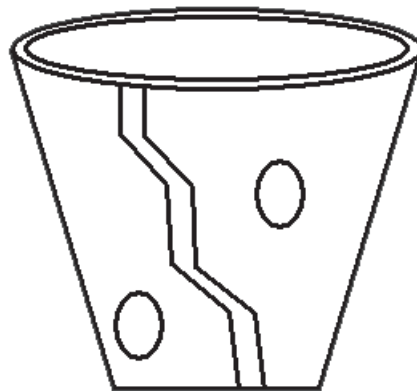
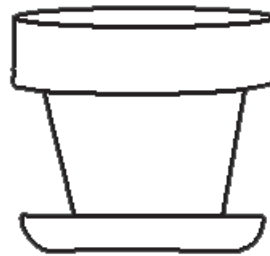
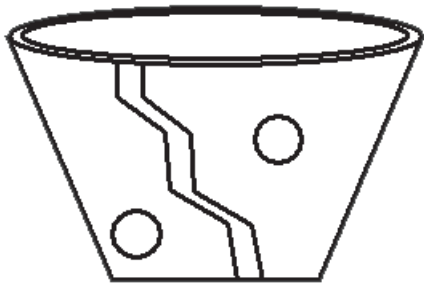
Date: _____

Worksheet for number 5

● Write and colour.



5 five
pots



Worksheet

Name: _____

Date: _____

Worksheet for number 5

● Write.



5 5 5 5 5 5 5

5 5 5 5 5 5 5

5 5 5 5 5 5 5

5 5 5 5 5 5 5


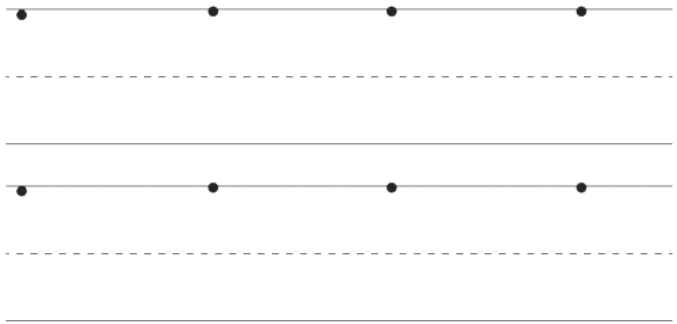
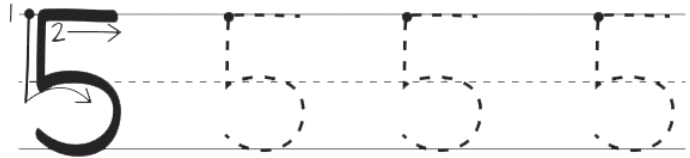

Worksheet

Name: _____

Date: _____

Worksheet for number 5

● Write.




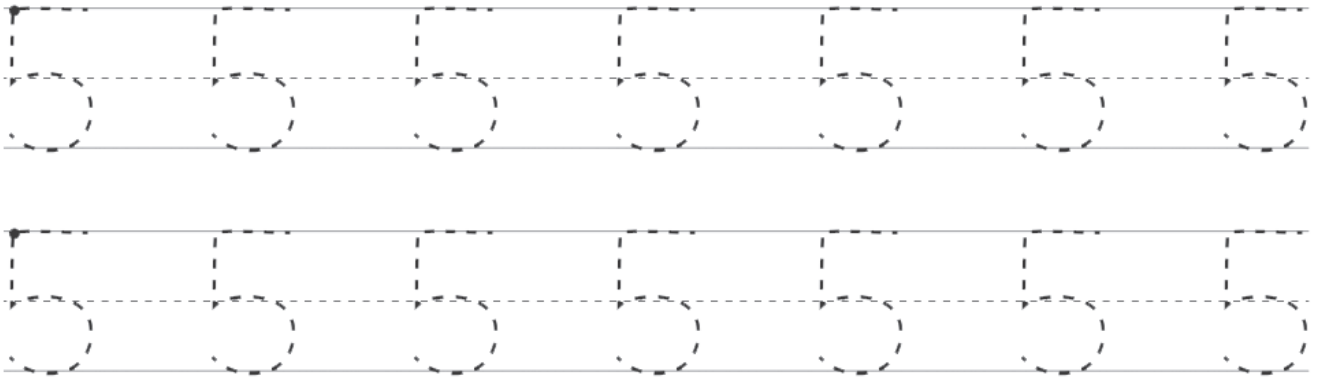
Worksheet

Name:

Date:

Worksheet for number 5

● Write.








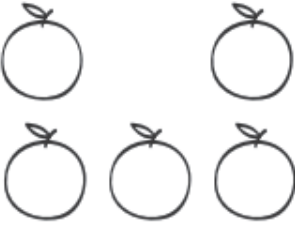
Worksheet

Name: _____

Date: _____

Worksheet for number 5

- Circle all the sets of five items, and all the numbers 5.

5		6	
	5		4
3		5	

Worksheet

Name: _____

Date: _____

Worksheet for number 5

- Write and colour.



five	5	5	5
------	---	---	---


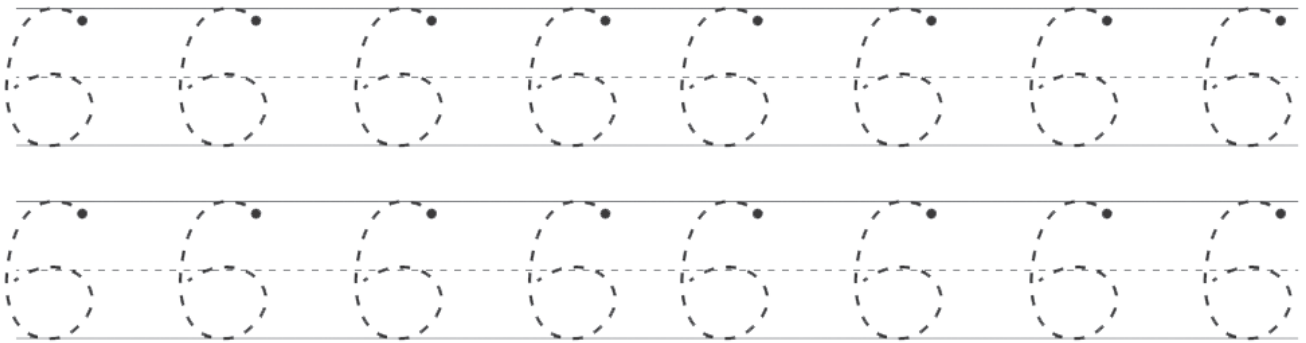
Worksheet

Name: _____

Date: _____

Worksheet for number 6

● Write and colour.



Worksheet

Name: _____

Date: _____

Worksheet for number 6

- Write and colour.



six	6	6	6
-----	---	---	---




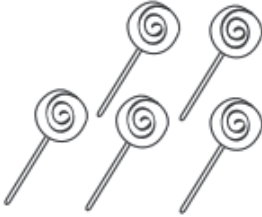


Worksheet

Name: _____

Date: _____

Worksheet for number 6

- Circle all the sets of five items, and all the numbers 6.

7		6	
	6		4
3		6	


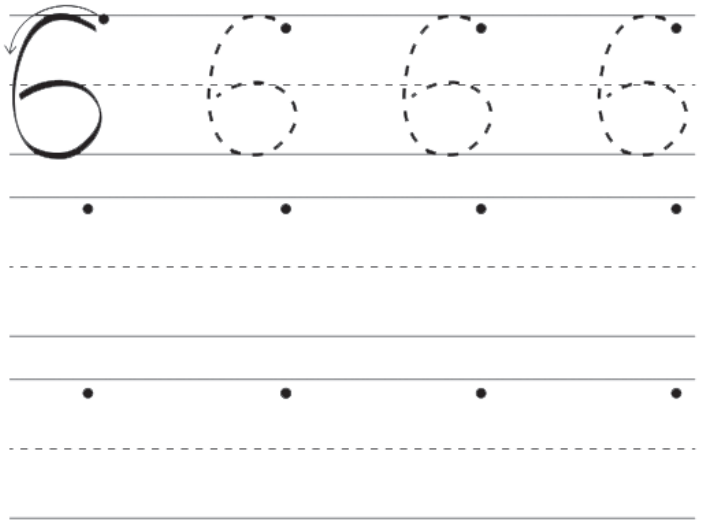

Worksheet

Name: _____

Date: _____

Worksheet for number 6

● Write and colour.



Worksheet

Name: _____

Date: _____

Worksheet for number 6

- Circle all the sets of five items, and all the numbers 6.

Say the number out loud and color the ducks and the big number. Practice writing this number below.



Color 6 leaves of water lilies.



6	6	6	6	6

Color 6 ducks.



Worksheet

Name: _____

Date: _____

Worksheet for number 6

● Write and colour.



Tracing practice for the number 6. The first row shows a solid number 6 followed by a dotted number 6 with a curved arrow and the number "1" indicating the starting point and direction of the stroke. The following three rows each contain seven dotted number 6s for tracing.







Worksheet

Name: _____

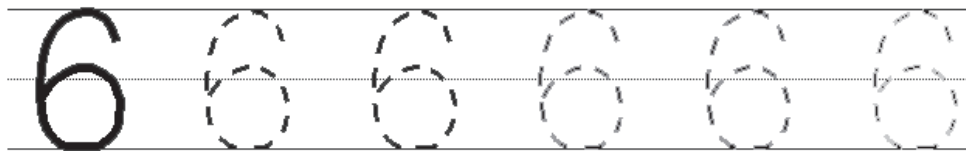
Date: _____

Worksheet for number 6

● Write and colour.



6 six
flowers



Worksheet

Name:

Date:

Worksheet for number 6

- Write and colour.

How many cows?



6

Six cows

Six cows

6

This section contains handwriting practice for the number 6. It features two large outline numbers '6' on the left and right. In the center, there are two rows of handwriting lines. Each row starts with the text 'Six cows' in a dotted font for tracing. Below the text are two more rows of empty handwriting lines, each with a yellow dot at the start of the top line to indicate the starting point for writing the number 6.

Worksheet

Name: _____

Date: _____

Worksheet for number 6

- Write and colour.



six

six



six apples

six apples

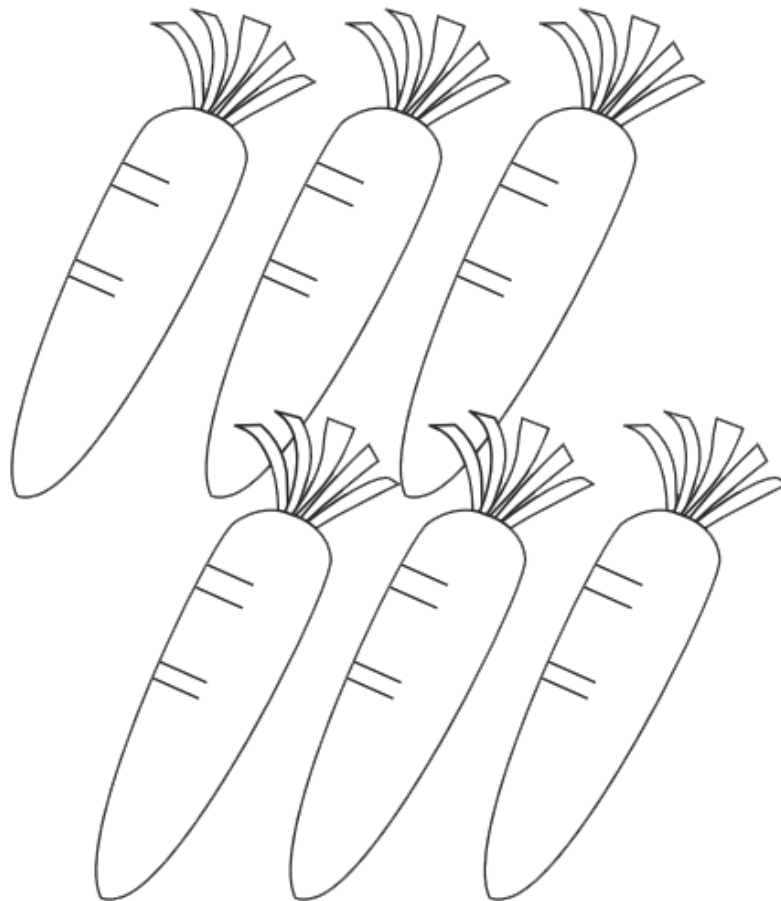
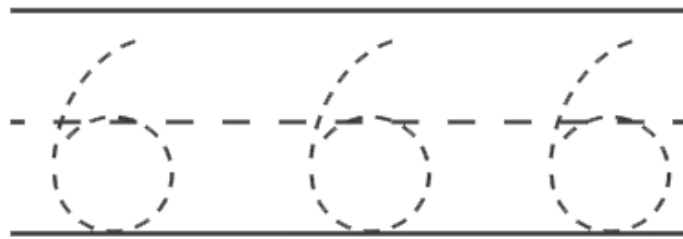
Worksheet

Name:

Date:

Worksheet for number 6

● Write and colour.




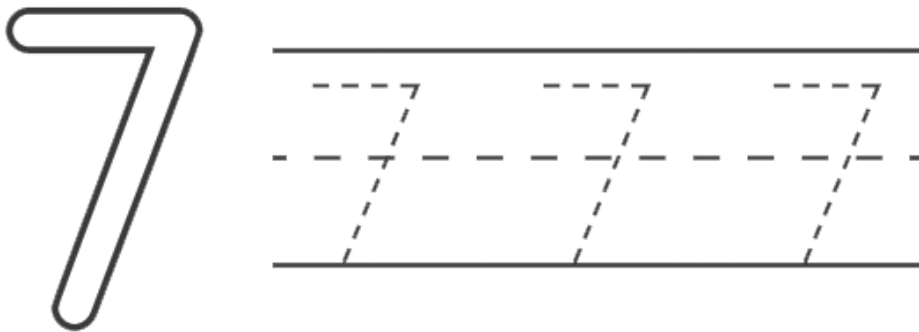
Worksheet

Name: _____

Date: _____

Worksheet for number 7

● Write and colour.



Worksheet


Name: _____

Date: _____

Worksheet for number 7

- Write and colour.

How many pigs?




seven pigs

seven pigs

seven pigs

seven pigs




Worksheet

Name:

Date:


Worksheet for number 7

- Write and colour.



seven

seven



seven rabbits

seven rabbits

Worksheet

Name: _____

Date: _____

Worksheet for number 7

● Write.



Tracing practice for the number 7. The first row shows a solid number 7 with stroke order arrows: "1" with a horizontal arrow pointing right, and "2" with a diagonal arrow pointing down and to the left. This is followed by four rows of dashed number 7s on a three-line grid for tracing.

Worksheet

Name: _____

Date: _____

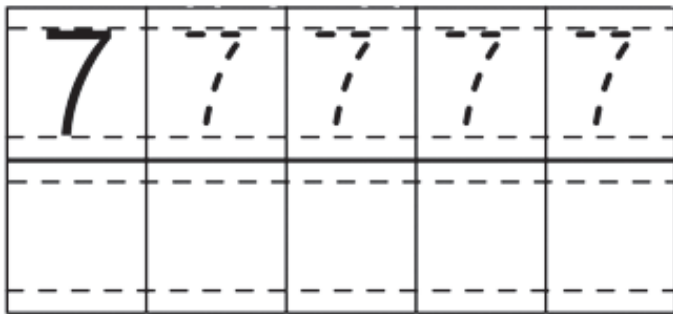

Worksheet for number 7

● Write and colour.

Say the number out loud and color the mountains and the big number. Practice writing this number below.



Color 7 sun rays.



Color 7 mountains.




Worksheet

Name: _____

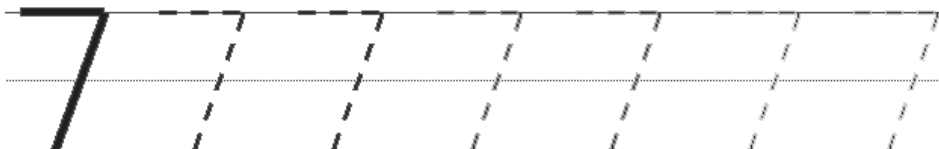





Date: _____

Worksheet for number 7

● Write and colour.



7 seven
roses



Worksheet

Name: _____

Date: _____

Worksheet for number 7

- Write and colour.



7	7	7	7	7

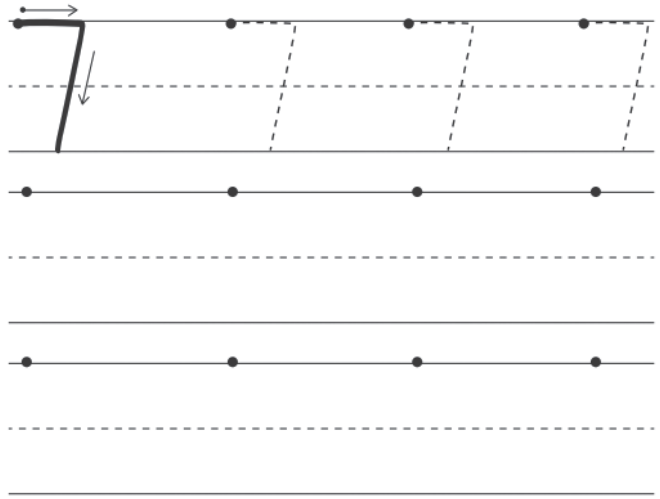

Worksheet

Name: _____

Date: _____

Worksheet for number 7

● Write and colour.



Handwriting practice lines for the number 7. Each row consists of a solid top line, a dashed middle line, and a solid bottom line. Each row starts with a black dot on the top line, followed by a dashed outline of the number 7 for tracing. There are five such rows.

Worksheet

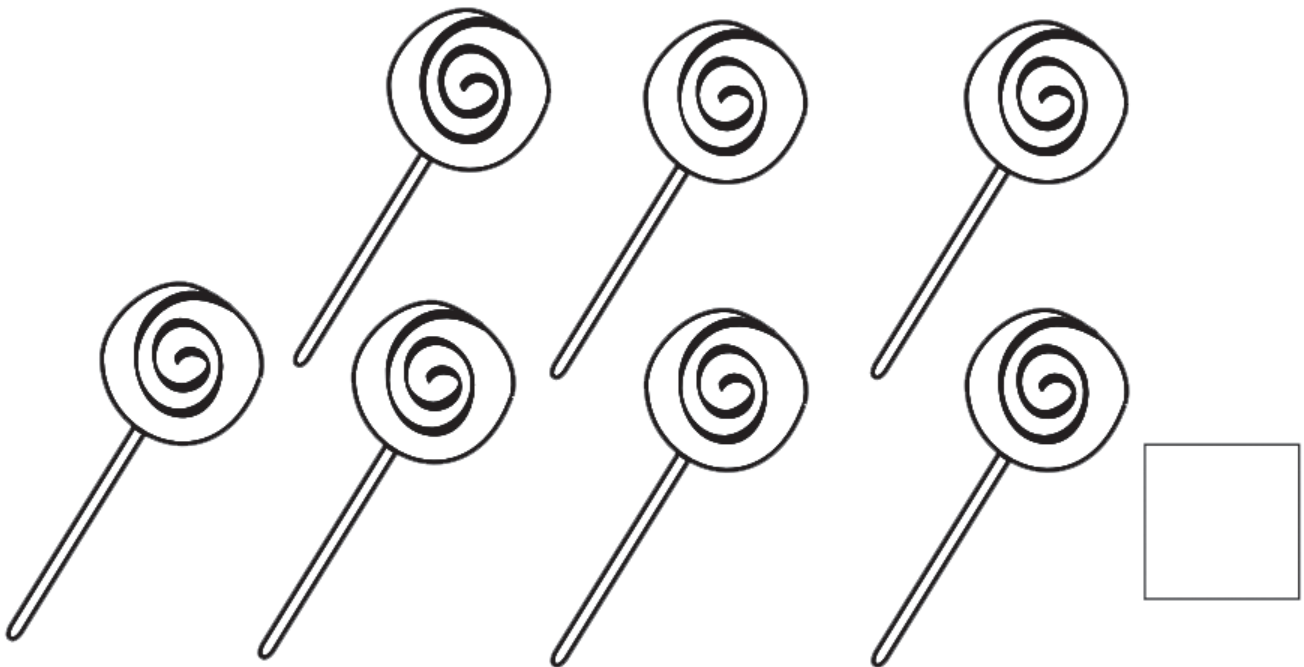
Name: _____

Date: _____

Worksheet for number 7

● Write and colour.

Two rows of handwriting practice lines. Each row consists of a solid top line, a dashed middle line, and a solid bottom line. Vertical dashed lines divide each row into eight equal-width columns. A small black dot is placed at the top of each column, serving as a starting point for writing the number 7.



Worksheet

Name:

Date:

Worksheet for number 7

● Write and colour.

Handwriting practice lines for the number 7. Each row consists of two horizontal lines. The first row shows a solid number 7 followed by four dashed number 7s for tracing. Each dashed number 7 has a small black dot at the top left corner indicating the starting point. The following rows contain only dashed number 7s for tracing, with the first row of this section also starting with a solid number 7. The final row contains only dashed number 7s.


Worksheet

Name:

Date:

Worksheet for number 7

● Write and colour.








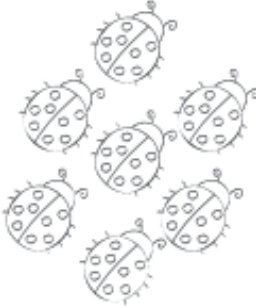
Worksheet

Name: _____

Date: _____

Worksheet for number 7

- Circle all the sets of seven items, and all the numbers 7.

6		7	
	7		7
9		8	

Worksheet

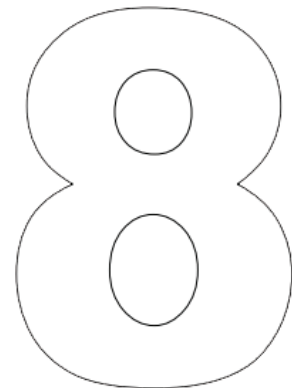

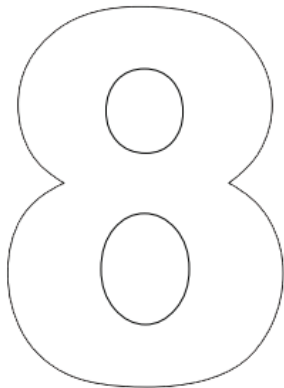

Name: _____

Date: _____

Worksheet for number 8

- Write and colour.

How many dogs?




Worksheet

Name: _____

Date: _____


Worksheet for number 8

● Write and colour.



eight

eight



eight turtles

eight turtles

Worksheet


Name: _____

Date: _____


Worksheet for number 8

● Write and colour.

Say the number out loud and color the candy and the big number.
Practice writing this number below.




Color 8 hearts.



8	8	8	8	8

Color 8 candies.








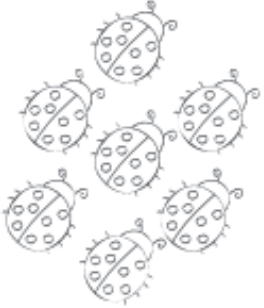
Worksheet

Name: _____

Date: _____

Worksheet for number 8

- Circle all the sets of seven items, and all the numbers 8.

6		7	
	7		7
9		8	

Worksheet

Name: _____

Date: _____

Worksheet for number 8

● Write.

eight



eight



eight



Practice writing the word eight.


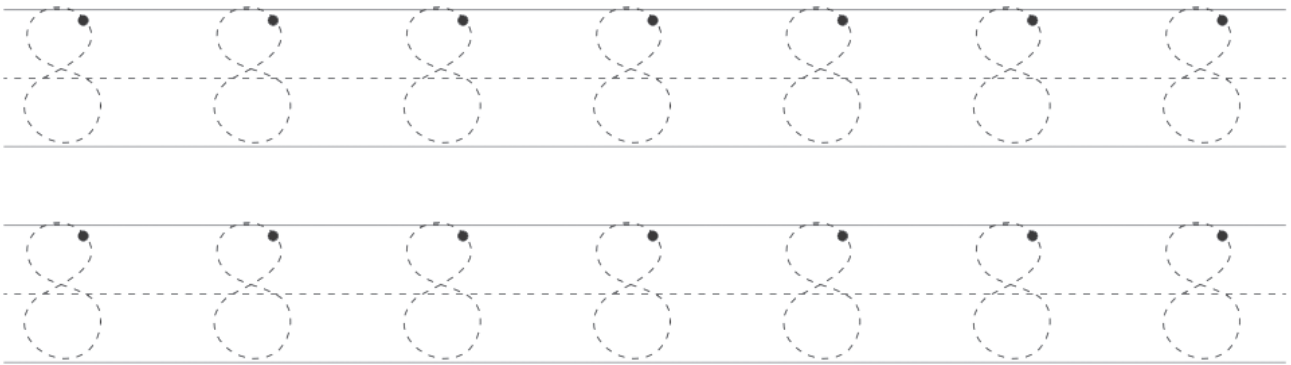
Worksheet

Name: _____

Date: _____

Worksheet for number 8

● Write and colour.



Worksheet

Name: _____

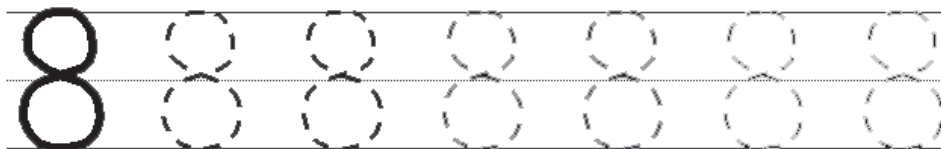
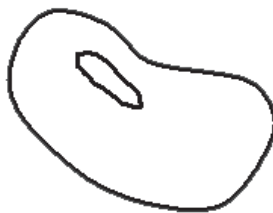
Date: _____

Worksheet for number 8

● Write and colour.



8 eight seeds



Worksheet

Name: _____

Date: _____

Worksheet for number 9

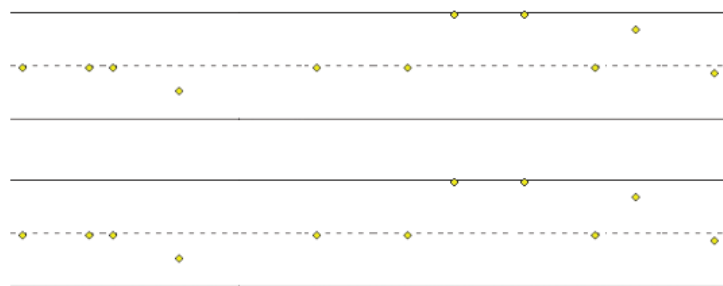


- Write and colour.

How many rabbits?



nine rabbits

nine rabbits





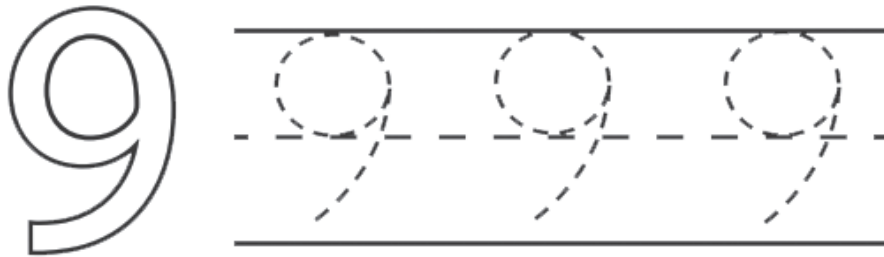
Worksheet

Name: _____

Date: _____

Worksheet for number 9

● Write and colour.




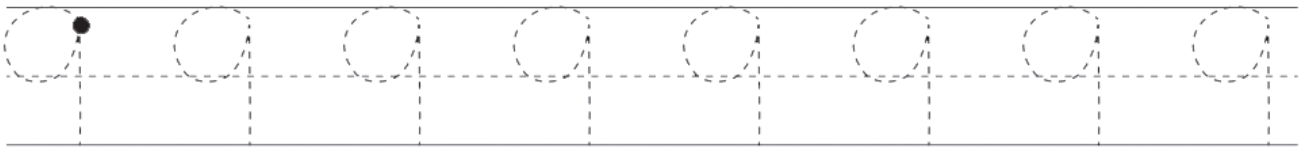
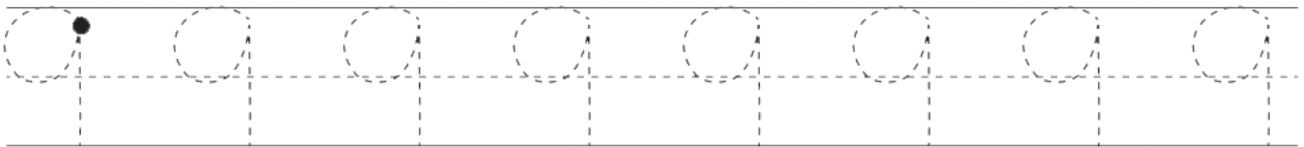
Worksheet

Name:

Date:

Worksheet for number 9

● Write and colour.



Worksheet

Name:

Date:

Worksheet for number 9

● Write and colour.



Worksheet

Name: _____

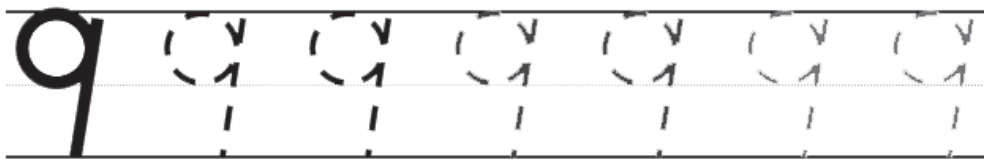
Date: _____

Worksheet for number 9

● Write and colour.



9 nine
flies



Worksheet

Name: _____

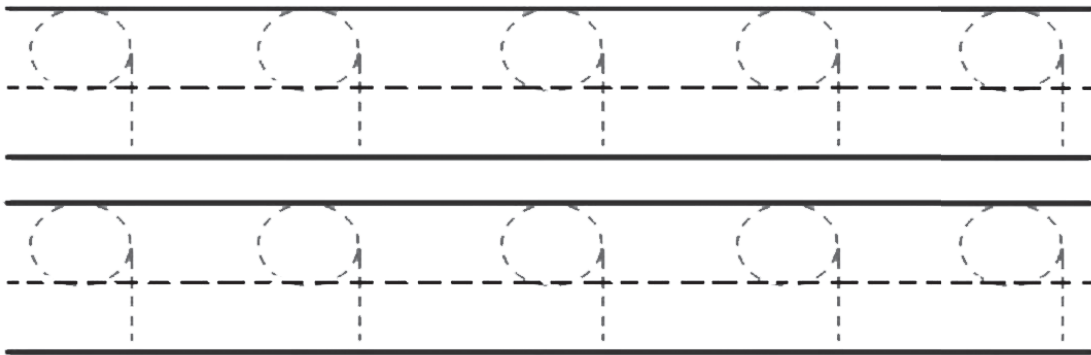
Date: _____

Worksheet for number 9

● Write and colour.



Nine



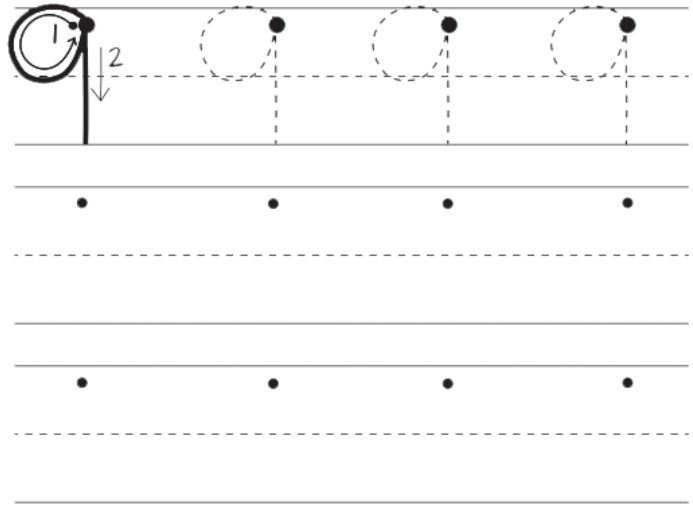
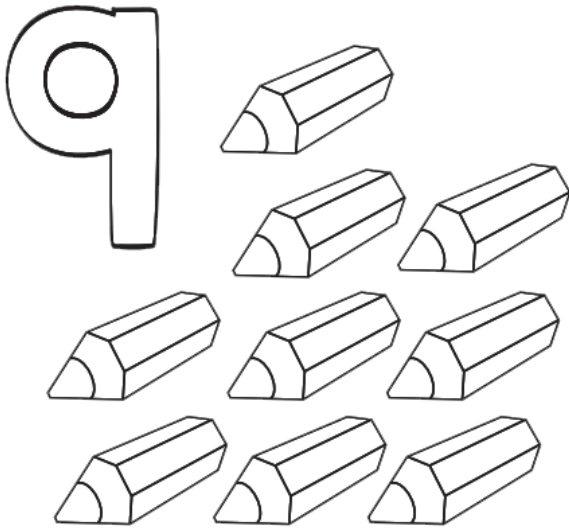
Worksheet

Name: _____

Date: _____

Worksheet for number 9

● Write and colour.



Handwriting practice lines consisting of four rows of three-line grids. Each row starts with a dot on the top line for the number 9. The first row is partially filled with the tracing guide's dashed number 9s.













Worksheet

Name: _____

Date: _____

Worksheet for number 9

- Circle all the sets of nine items, and all the numbers 9.

Worksheet

Name: _____

Date: _____

Worksheet for number 10

- Write and colour.

How many mice?



10 Ten mice 10

10 Ten mice

10

10

10

10

10

10

10

10

10

Worksheet

Name:

Date:


Worksheet for number 10

- Write and colour.

10

ten

ten



ten dogs

ten dogs

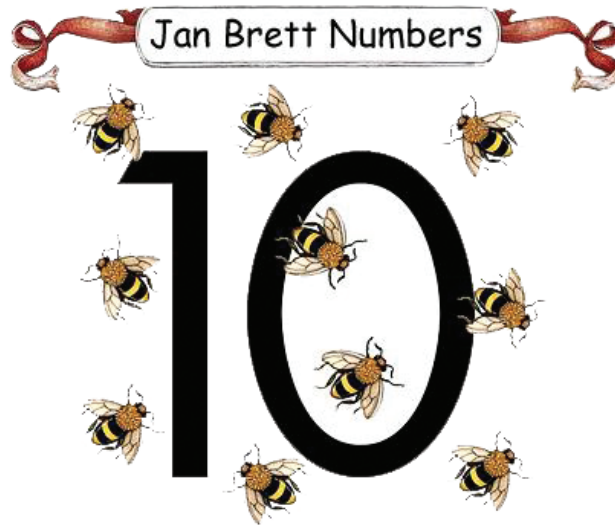
Worksheet

Name: _____

Date: _____

Worksheet for number 10

● Write.



10 ↓ ↻ 10 10 10 10

10 10 10 10 10

10 10 10 10 10

10 10 10 10 10


Worksheet

Name: _____

Date: _____

Worksheet for number 10

● Write and colour.



10	10	10
10	10	10
10	10	10


Worksheet

Name: _____

Date: _____

Worksheet for number 10

● Write and colour.



10	10	10	10
10	10	10	10


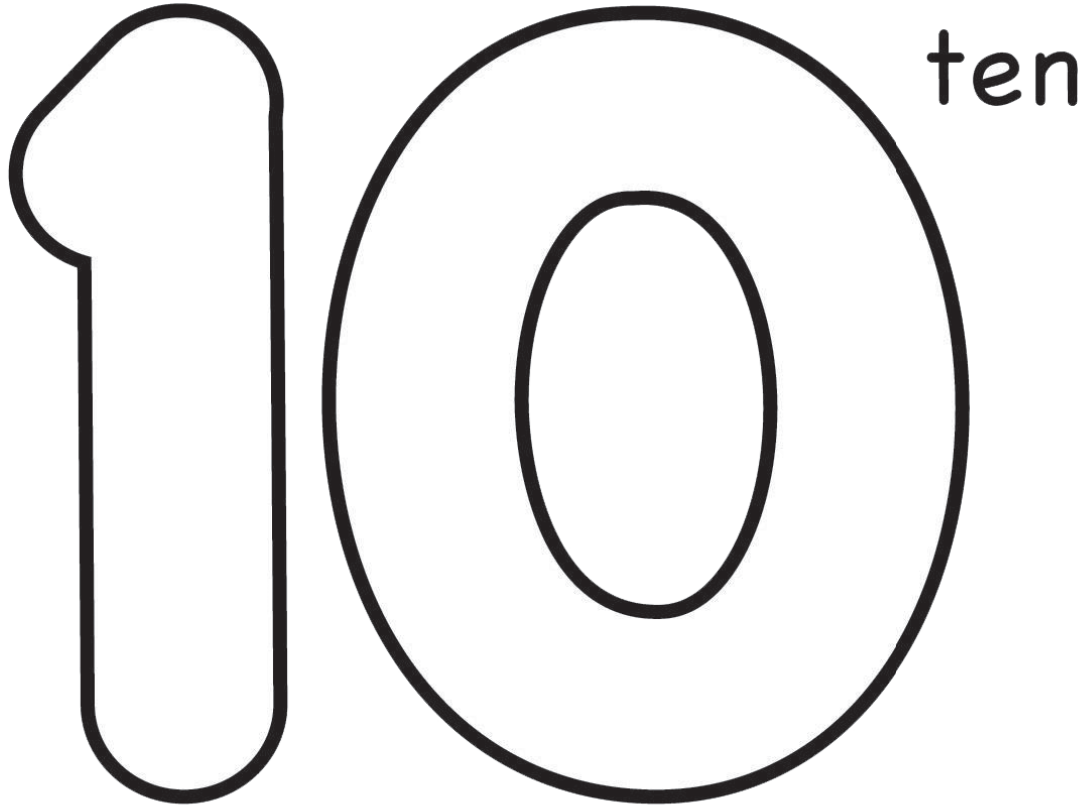
Worksheet

Name: _____

Date: _____

Worksheet for number 10

● Colour.




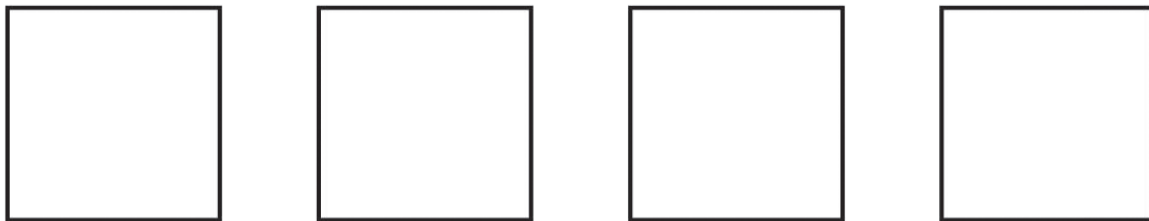
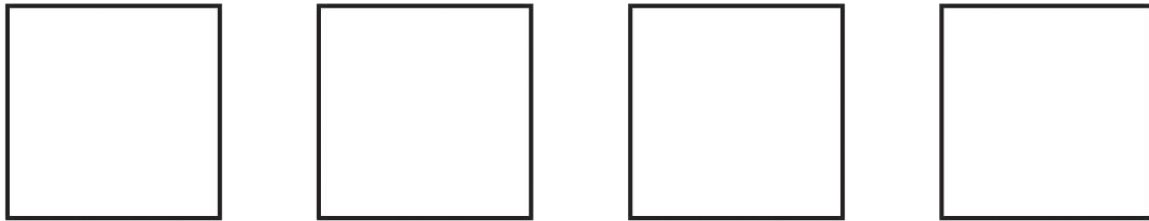
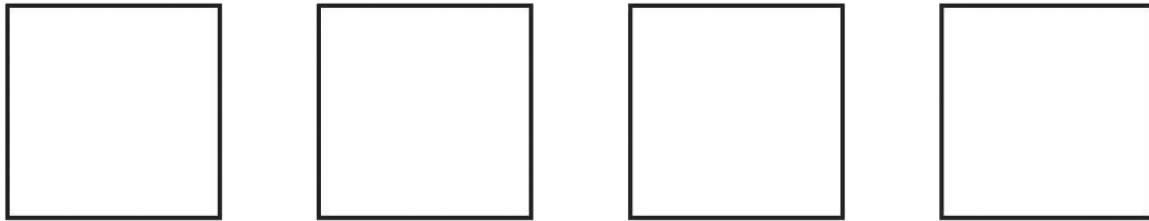
Worksheet

Name:

Date:

Worksheet for number 10

- Mark out 10 squares and color them..



10

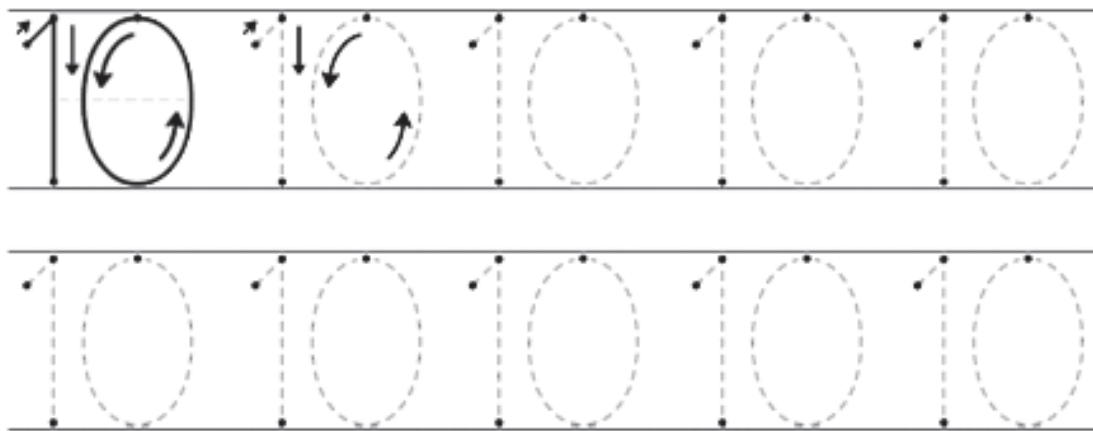
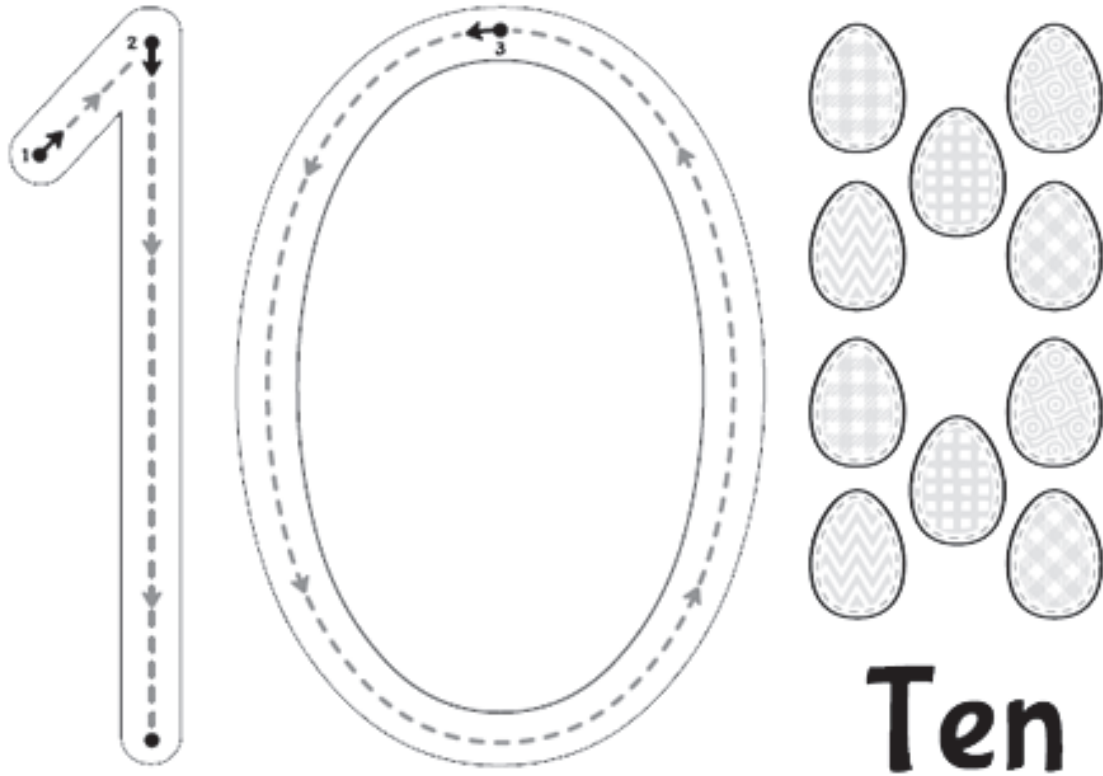
Worksheet

Name: _____

Date: _____

Worksheet for number 10

● Write and colour.



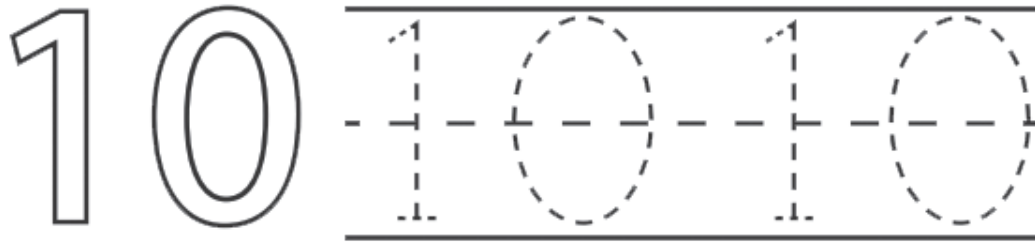
Worksheet

Name: _____

Date: _____

Worksheet for number 10

- Write and colour.




Worksheet

Name: _____

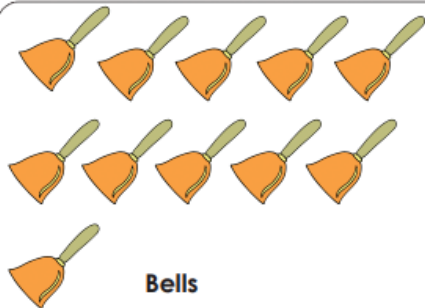
Date: _____

Worksheet for number 11

● Write and colour.



Colour the figure and its spelling



Bells

ELEVEN

ELEVEN


Worksheet

Name: _____

Date: _____

Worksheet for number 11

● Write and colour.



1 1 	1 1 	1 1 	1 1
1 1 	1 1 	1 1 	1 1


Worksheet

Name: _____

Date: _____

Worksheet for number 11

● Write and colour.



↑ ↓	↑ ↓	↑ ↓
↑ ↓	↑ ↓	↑ ↓
↑ ↓	↑ ↓	↑ ↓

Worksheet

Name:

Date:

Worksheet for number 11

- Circle all the 11s in the number scramble below.

11

11 16 12 11 15

10 13 14 11 18

11 19 11 14 15

17 12 13 11 10

14 11 18 17 16

Worksheet

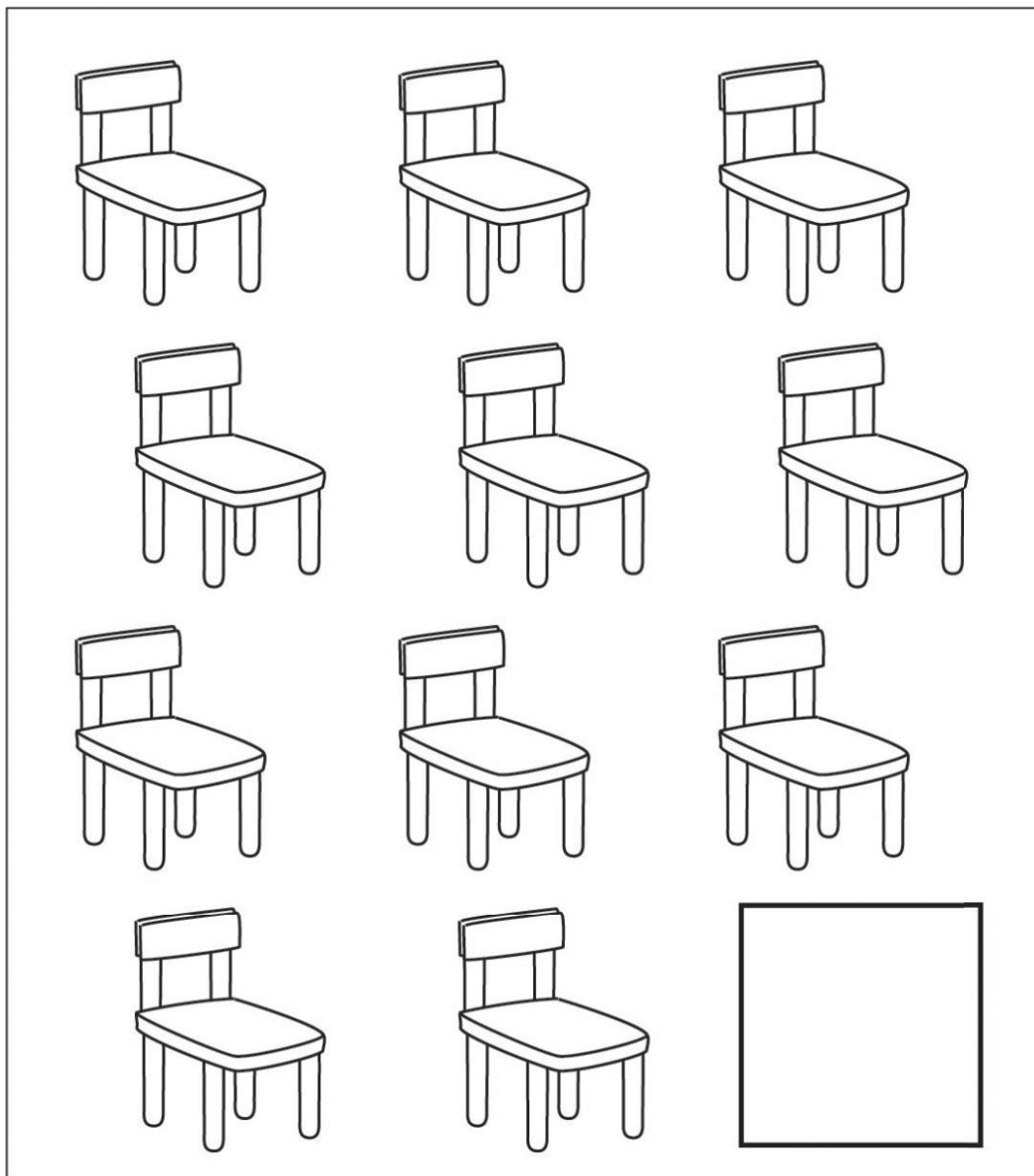
Name: _____

Date: _____

Worksheet for number 11

● Write and colour.

Count the chairs out loud.
Write the number in the box.



Worksheet


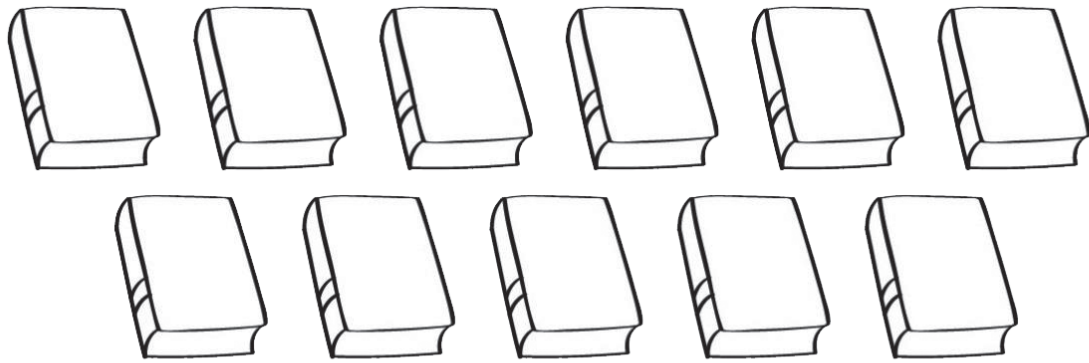
Name: _____

Date: _____

Worksheet for number 11

● Colour.

Color the books. Count the books.



eleven

Worksheet







Name: _____

Date: _____

Worksheet for number 11

● Write.

Trace number 11 on the broken lines.

Worksheet

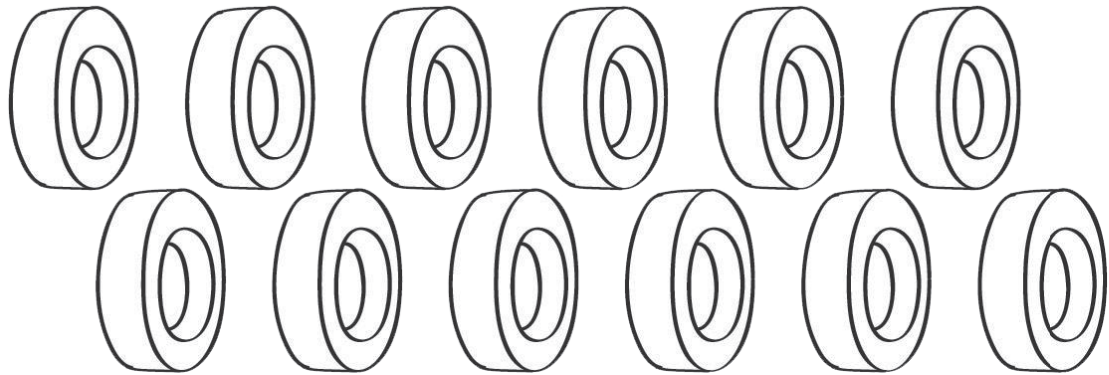
Name: _____

Date: _____

Worksheet for number 12

● Write and colour.

Count the items below and trace the numbers.



12	12	12	12
12	12	12	12


Worksheet

Name: _____

Date: _____

Worksheet for number 12

- Mark out 12 circles and color them.



Worksheet


Name: _____

Date: _____

Worksheet for number 12

● Write and colour.

Count the whistles out loud.
Write the number in the box.



Worksheet


Name: _____

Date: _____

Worksheet for number 12

● Write and colour.

Count the items below and trace the numbers.



12	12	12
12	12	12
12	12	12

Worksheet


Name: _____

Date: _____

Worksheet for number 12

● Write.

12



12 12 12 12 12 12 12

12 12 12 12 12 12 12

12 12 12 12 12 12 12

12 12 12 12 12 12 12

12 12 12 12 12 12 12

12 12 12 12 12 12 12

Worksheet

Name:

Date:

Worksheet for number 12

- Write and colour.

Circle all the 12s in the number scramble below.

12

15 12 12 11 12

10 13 14 12 18

12 19 11 14 15

17 10 12 13 12

14 12 17 18 16

Worksheet



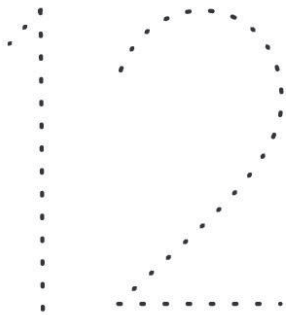

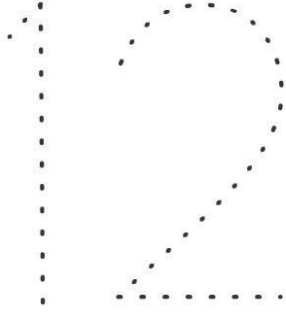
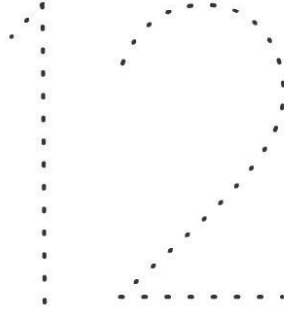
Name: _____

Date: _____

Worksheet for number 12

● Write.

Trace number 12 on the broken lines.

Worksheet


Name: _____

Date: _____

Worksheet for number 13

● Write.

13



13 13 13 13 13 13 13

13 13 13 13 13 13 13

13 13 13 13 13 13 13

13 13 13 13 13 13 13

13 13 13 13 13 13 13

13 13 13 13 13 13 13


Worksheet

Name: _____

Date: _____

Worksheet for number 13

- Count the items below and trace the numbers.



13	13	13
13	13	13
13	13	13

Worksheet







Name: _____

Date: _____

Worksheet for number 13

- Write and colour.

Trace number 13 on the broken lines.

Worksheet

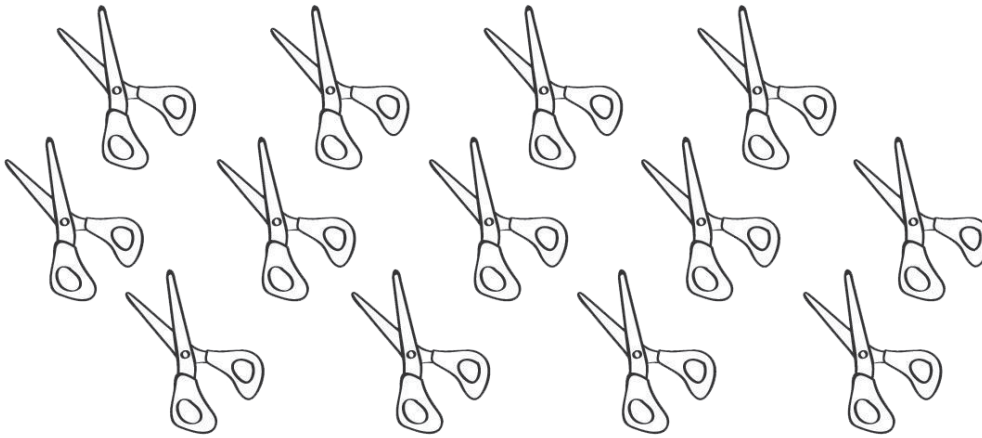
Name: _____

Date: _____

Worksheet for number 13

● Write and colour.

Count the items below and trace the numbers.



13	13	13	13
13	13	13	13

Worksheet

Name:

Date:

Worksheet for number 13

- Write and colour.

Circle all the 13s in the number scramble below.

13

15 13 18 11 12

10 13 14 13 18

13 15 11 14 13

16 10 13 17 12

14 13 17 19 16

Worksheet


Name: _____

Date: _____

Worksheet for number 13

- Write and colour.

Mark out 13 ovals and color them.



Worksheet

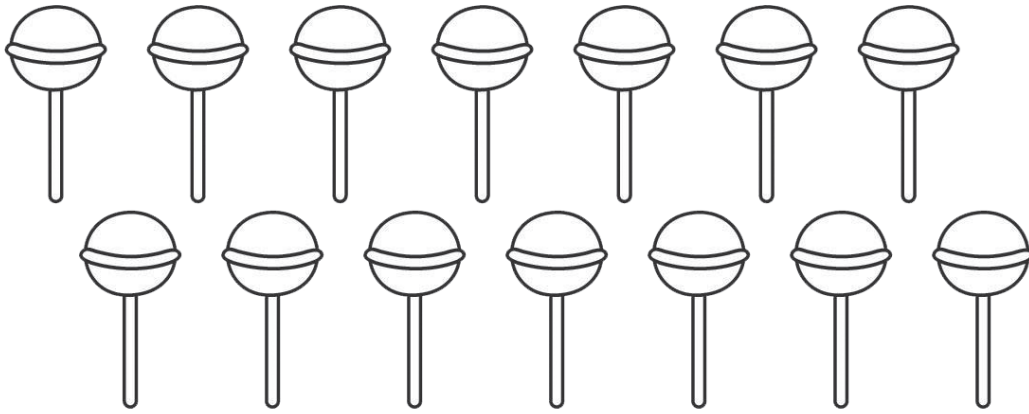
Name: _____

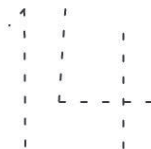
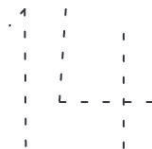


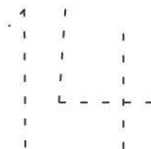
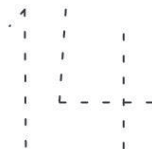


Date: _____

Worksheet for number 14

● Write and colour.

Count the items below and trace the numbers.



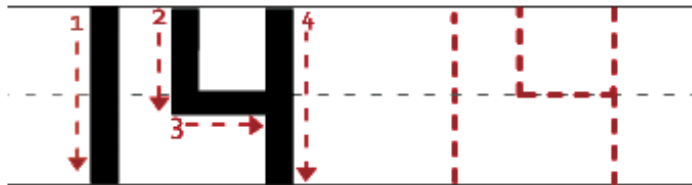
Worksheet

Name:

Date:

Worksheet for number 14

● Write.



Handwriting practice lines consisting of three sets of horizontal lines. Each set includes a solid top line, a dashed middle line, and a solid bottom line.

Worksheet

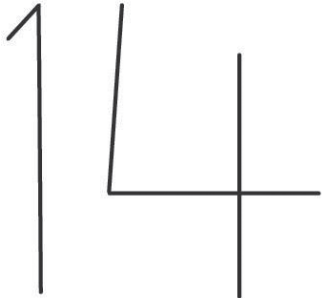


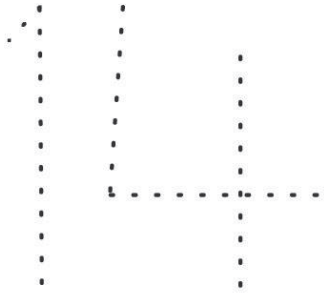


Name: _____

Date: _____

Worksheet for number 14

● Write.

Trace number 14 on the broken lines.

Worksheet

Name:

Date:

Worksheet for number 14

- Circle all the 14s in the number scramble below.

14

15	11	18	14	12
14	13	14	10	18
12	14	11	14	15
16	10	12	17	14
14	13	17	19	16

Worksheet


Name:

Date:

Worksheet for number 14

● Write and colour.

Mark out 14 hearts and color them.



14

Worksheet


Name: _____

Date: _____

Worksheet for number 14

● Write and colour.

Count the cookies below and trace the numbers.



14	14	14
14	14	14
14	14	14

Worksheet

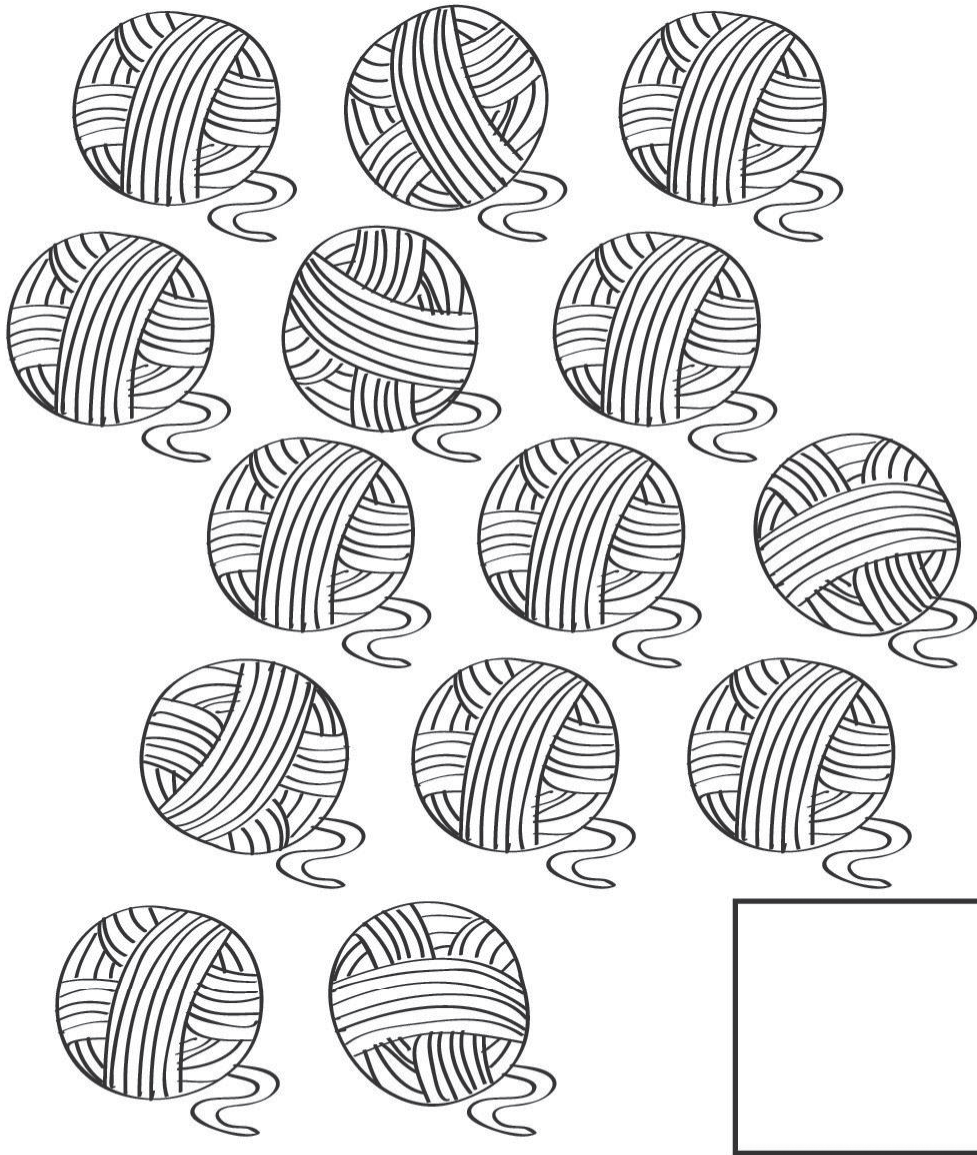
Name:

Date:

Worksheet for number 14

● Write and colour.

Count the yarns out loud.
Write the number in the box.



Worksheet


Name: _____

Date: _____

Worksheet for number 15

● Write and colour.

Count the houses out loud.
Write the number in the box.



Worksheet

Name:

Date:

Worksheet for number 15

- Circle all the 15s in the number scramble below.

15

15	11	15	18	12
13	15	14	10	18
12	14	15	11	15
16	10	12	15	17
13	15	17	19	16

Worksheet


Name: _____

Date: _____

Worksheet for number 15

● Write and colour.

Count the items below and trace the numbers.



15	15	15	15
15	15	15	15

Worksheet

Name:


Date:

Worksheet for number 15

- Circle all the 15s in the number scramble below.

Color the snakes. Count the snakes.

Color the number.



Fifteen

Worksheet


Name:

Date:

Worksheet for number 15

● Write and colour.

Mark out 15 crescents and color them.



15

Worksheet


Name: _____

Date: _____

Worksheet for number 15

● Write and colour.

Count the knives below and trace the numbers.



15	15	15
15	15	15
15	15	15

Worksheet

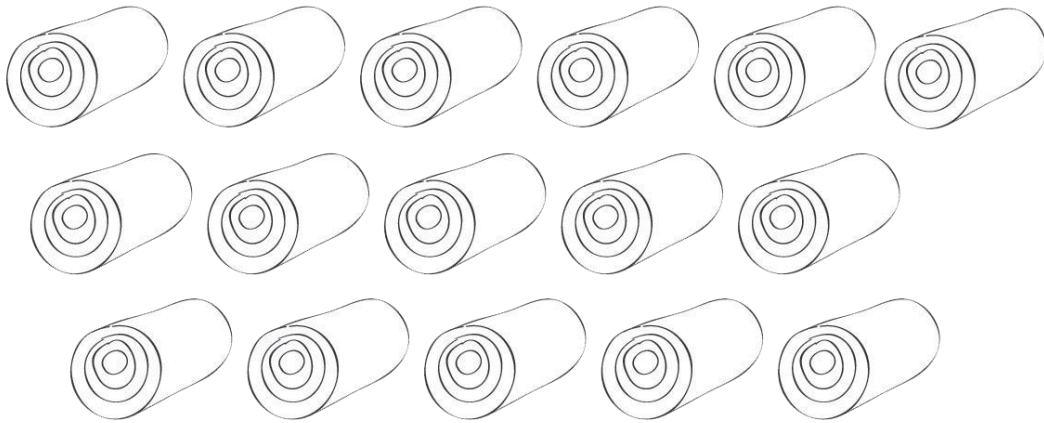
Name: _____

Date: _____

Worksheet for number 16

● Write and colour.

Count the logs below and trace the numbers.



16	16	16
16	16	16
16	16	16

Worksheet




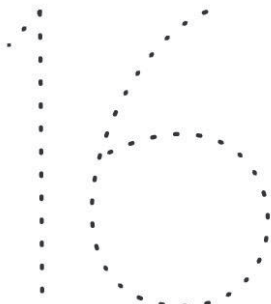


Name: _____

Date: _____

Worksheet for number 16

● Write.

Trace number 16 on the broken lines.

Worksheet

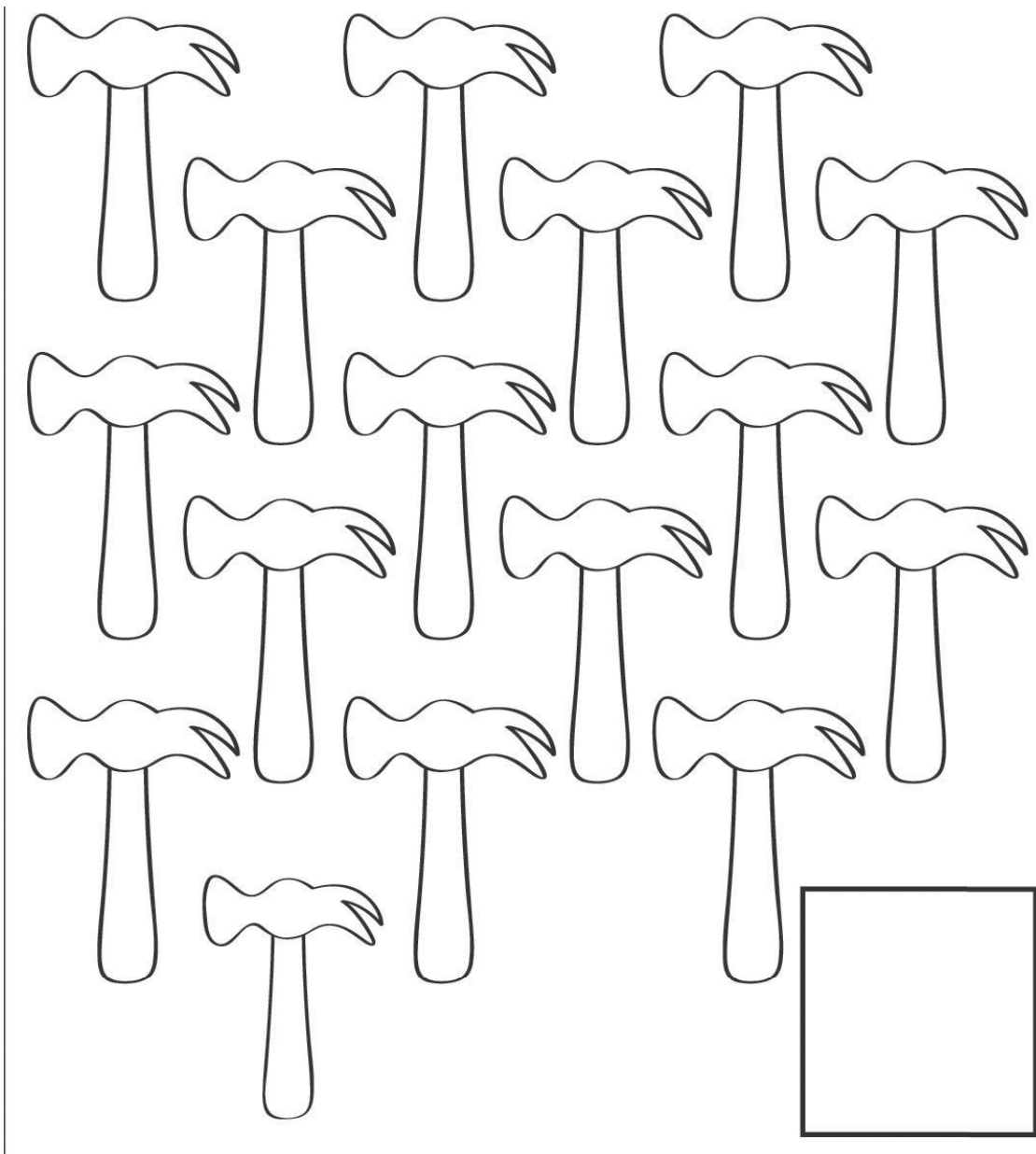
Name: _____

Date: _____

Worksheet for number 16

● Write and colour.

Count the hammers out loud.
Write the number in the box.



Worksheet

Name:

Date:

Worksheet for number 16

- Circle all the 16s in the number scramble below.

16

11 16 15 16 12

16 18 14 10 16

12 16 14 11 15

16 10 16 12 17

13 19 17 16 18

Worksheet

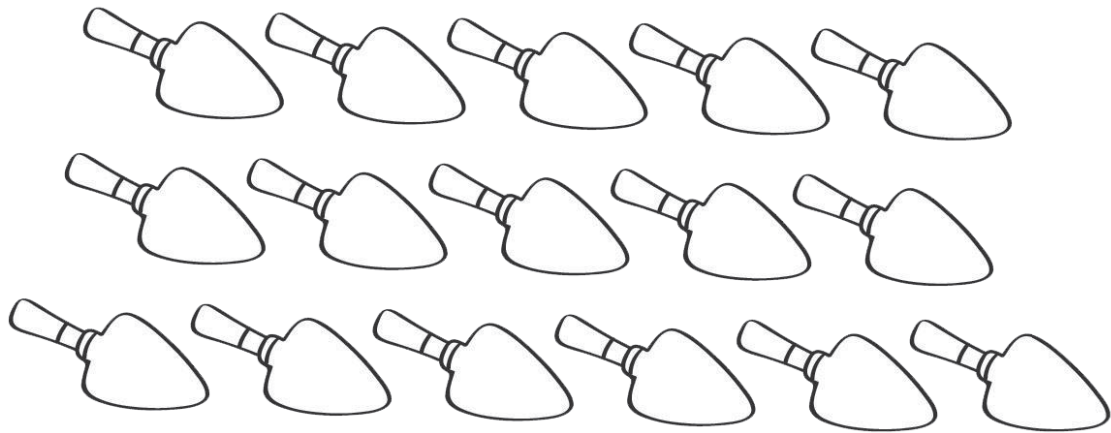
Name: _____

Date: _____

Worksheet for number 16

● Write and colour.

Count the items below and trace the numbers.



16	16	16	16
16	16	16	16

Worksheet


Name: _____

Date: _____

Worksheet for number 16

● Colour.

Color the brushes. Count the brushes.
Color the number.



Sixteen

Worksheet

Name:

Date:

Worksheet for number 16

● Colour.

Mark out 16 stars and color them.



Worksheet

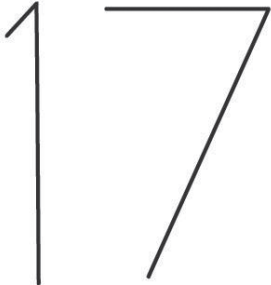
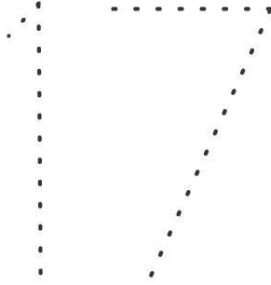
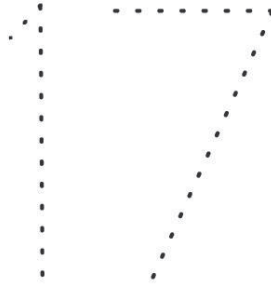
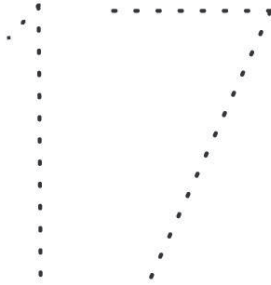
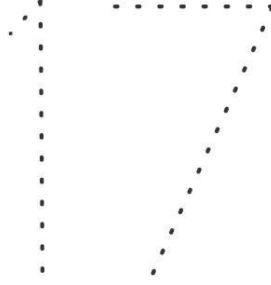
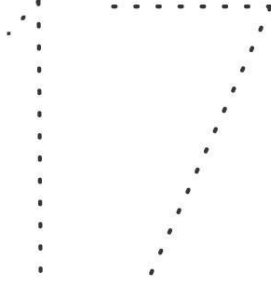
Name: _____

Date: _____

Worksheet for number 17

● Write.

Trace number 17 on the broken lines.

Worksheet


Name: _____

Date: _____

Worksheet for number 17

● Write and colour.

Count the trees out loud.
Write the number in the box.



Worksheet

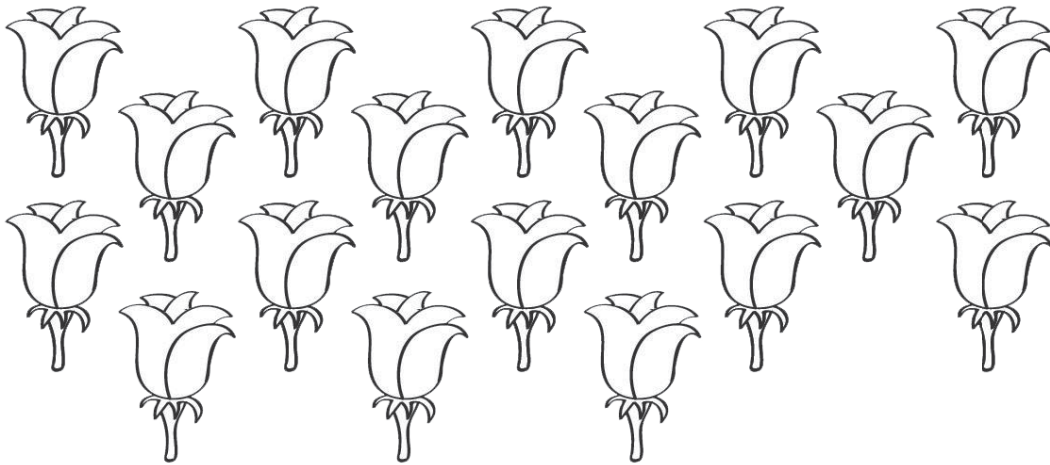
Name: _____

Date: _____

Worksheet for number 17

● Write and colour.

Count the flowers below and trace the numbers.



17	17	17
17	17	17
17	17	17

Worksheet


Name: _____

Date: _____

Worksheet for number 17

● Write and colour.

Count the flowers below and trace the numbers.



17	17	17	17
17	17	17	17

Worksheet

Name: _____

Date: _____

Worksheet for number 17

● Colour.

Color the presents. Count the presents.
Color the number.



Seventeen

Worksheet


Name: _____

Date: _____

Worksheet for number 17

● Colour.

Mark out 17 rectangles and color them.



17

Worksheet

Name:

Date:

Worksheet for number 17

- Circle all the 17s in the number scramble below.

17

11	16	15	12	17
17	18	14	16	17
12	16	17	11	15
10	17	10	12	17
17	13	17	19	18

Worksheet







Name:

Date:

Worksheet for number 18

● Write.

Trace number 18 on the broken lines.

Worksheet

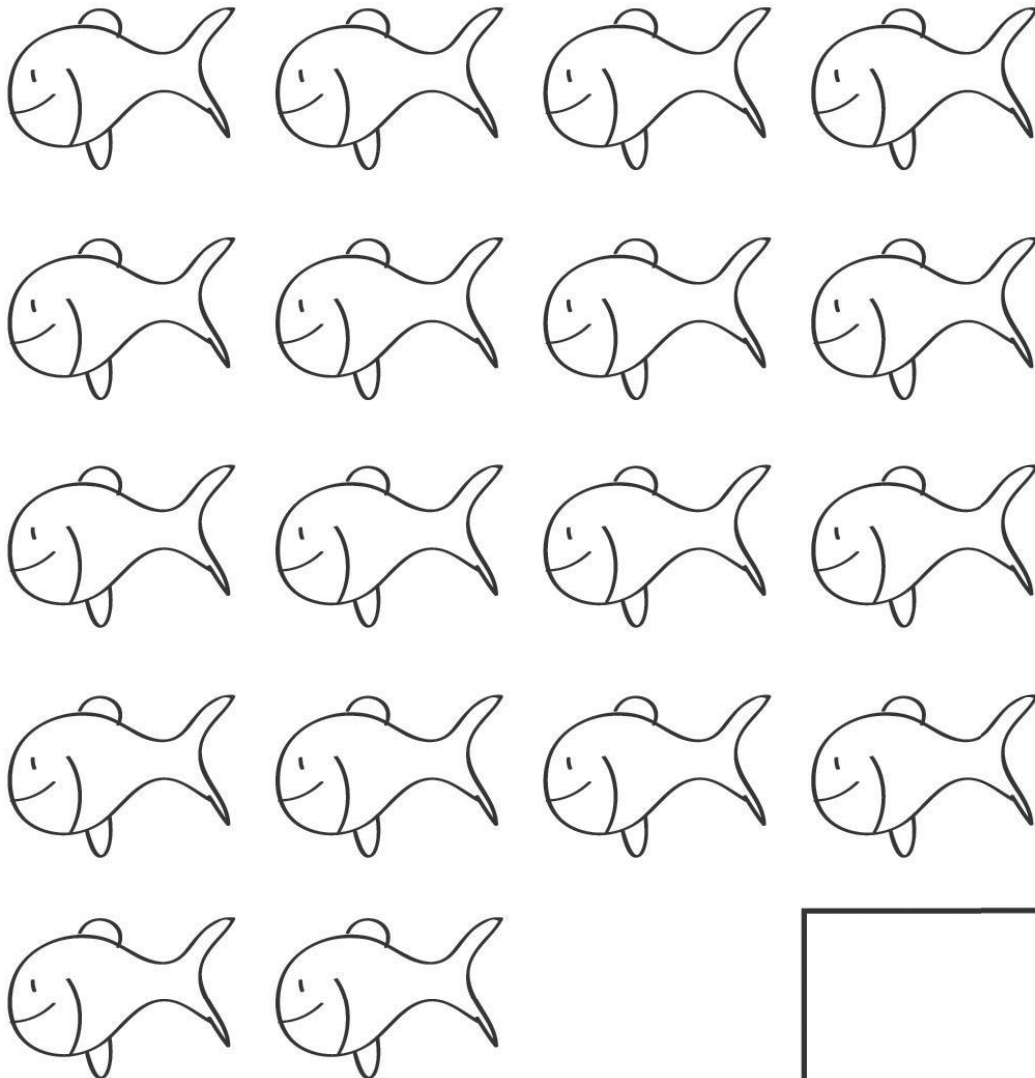
Name: _____

Date: _____

Worksheet for number 18

● Write and colour.

Count the fish out loud.
Write the number in the box.



Worksheet


Name: _____

Date: _____

Worksheet for number 18

● Write and colour.

Count the hats below and trace the numbers.



18	18	18
18	18	18
18	18	18

Worksheet

Name:

Date:

Worksheet for number 18

- Circle all the 18s in the number scramble below.

18

11 18 15 16 12

18 16 14 10 18

13 10 18 14 15

12 18 19 12 17

13 18 17 11 18

Worksheet

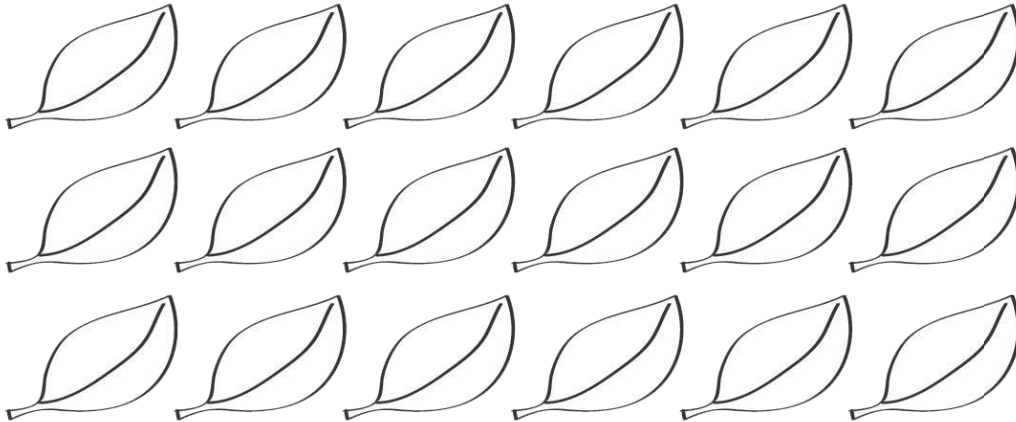
Name: _____

Date: _____

Worksheet for number 18

● Write and colour.

Count the items below and trace the numbers.



18	18	18	18
18	18	18	18

Worksheet


Name: _____

Date: _____

Worksheet for number 18

● Colour.

Mark out 18 cones and color them.



18

Worksheet


Name:

Date:

Worksheet for number 18

● Colour.

Color the arrows. Count the arrows.
Color the number.



Eighteen

Worksheet

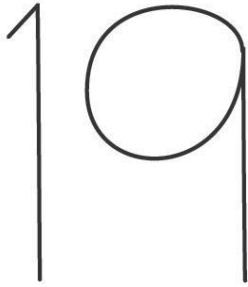
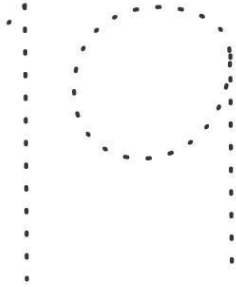




Name: _____

Date: _____

Worksheet for number 19

● Write.

Trace number 19 on the broke lines.

Worksheet


Name: _____

Date: _____

Worksheet for number 19

● Write and colour.

Count the lemons out loud.
Write the number in the box.



Worksheet

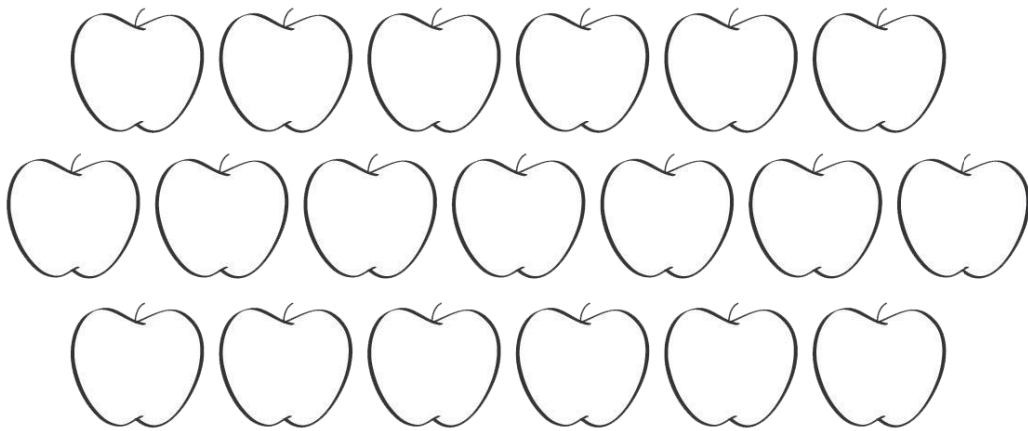
Name: _____

Date: _____

Worksheet for number 19

● Write and colour.

Count the apples below and trace the numbers.



19	19	19
19	19	19
19	19	19

Worksheet

Name:

Date:

Worksheet for number 19

- Circle all the 19s in the number scramble below.

19

19	18	15	16	12
11	16	14	10	19
13	10	19	14	15
19	12	19	19	17
13	19	17	11	18

Worksheet

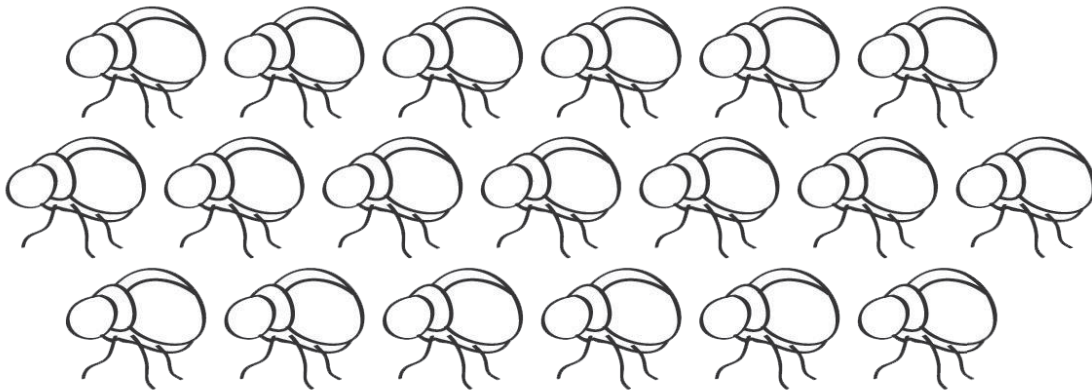
Name: _____

Date: _____

Worksheet for number 19

● Write and colour.

Count the bugs below and trace the numbers.



19	19	19	19
19	19	19	19


Worksheet

Name: _____

Date: _____

Worksheet for number 19

- Mark out 19 cubes and color them.



Worksheet





Name: _____

Date: _____

Worksheet for number 19

● Colour.

Color the bananas. Count the bananas.
Color the number.



Nineteen

Worksheet







Name:

Date:

Worksheet for number 20

● Write.

Trace number 20 on the broken lines.

Worksheet


Name: _____

Date: _____

Worksheet for number 20

● Write and colour.

Count the boats out loud.
Write the number in the box.



Worksheet


Name: _____

Date: _____

Worksheet for number 20

● Write and colour.

Count the balls below and trace the numbers.



20	20	20
20	20	20
20	20	20

Worksheet

Name:

Date:

Worksheet for number 20

- Circle all the 20s in the number scramble below.

20

20	18	15	16	12
11	20	14	20	15
13	10	20	14	20
10	20	12	19	17
13	16	17	11	20

Worksheet


Name: _____

Date: _____

Worksheet for number 20

● Write and colour.

Count the balls below and trace the numbers.



Worksheet


Name: _____

Date: _____

Worksheet for number 20

● Colour.

Mark out 20 pyramids and color them.



20

Worksheet

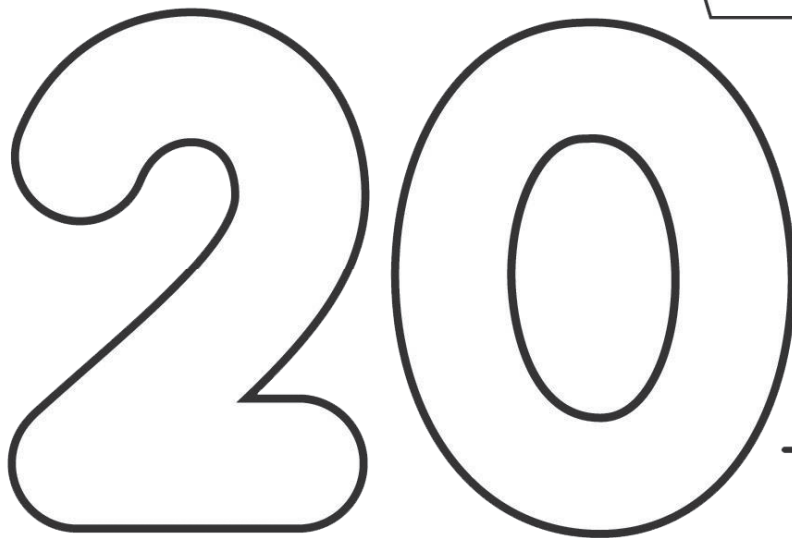

Name: _____

Date: _____

Worksheet for number 20

● Colour.

Color the boats. Count the boats.
Color the numbers.



Twenty